

New For The 2024-2026 MiThrive Cycle

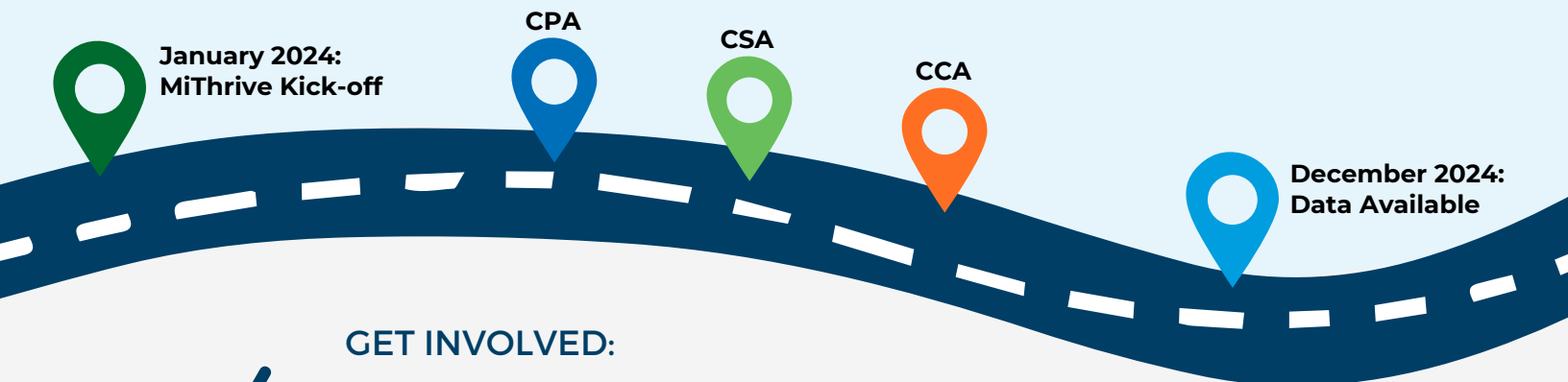
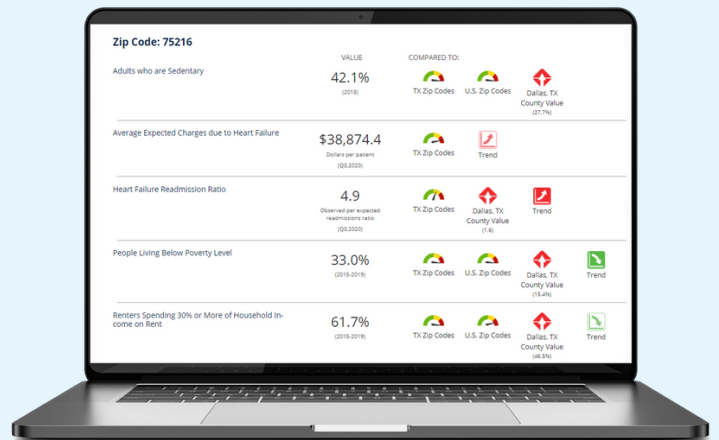
UPDATED ASSESSMENT MAPP 2.0 FRAMEWORK:

MAPP 2.0 is streamlined and focuses on broad community engagement. It includes three assessments to provide a full picture of our region:

- **Community Partner Assessment (CPA):** Provides a structure for all community partners to look critically at their individual systems, processes, and capacities; and collective capacity as a network of community partners to address health inequities.
- **Community Status Assessment (CSA):** Collects quantitative data on the status of communities from trusted local, state, and national sources.
- **Community Context Assessment (CCA):** Is a qualitative data tool to assess and collect data through three domains: community strengths and assets, built environment, and forces of change.

PROFESSIONAL DATA PLATFORM:

Conduent's Healthy Communities Institute is the chosen technology platform for providing customizable, publicly accessible MiThrive data to support collaboration, moving to action, and storytelling.



GET INVOLVED:



- Participate in MiThrive events & surveys.
- Promote MiThrive events & surveys.
- Host a MiThrive event.
- Serve on a MiThrive committee.
- Use MiThrive to fulfill your CHNA/CHA requirements.
- Financially contribute to MiThrive.

LEARN MORE & CONNECT:

- To learn more, email mithrive@northernmichiganchir.org
- Subscribe [HERE](#) to stay informed.

SHARED VISION HEALTHY PEOPLE *in Equitable Communities*

MiThrive brings together cross-sector partners and residents across the 31 counties of Northern Lower Michigan to conduct a community health assessment and collaborate for community health improvement.




View the MiThrive Explainer video [here](#)



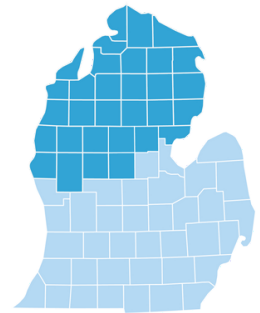
WHO'S INVOLVED?

- Local Health Departments
- Hospital Systems
- Community-Based Organizations
- Residents
- Coalitions & Collaboratives
- Businesses
- Academic Institutions
- Elected Officials






WHY A REGIONAL APPROACH?

- Leverage collective wisdom
- Strengthen partnerships
- Maximize resources
- Produce high-quality data
- Understand local & regional patterns
- Align priorities & strategies








2021 - 2023 MiThrive Cycle

LOOKING BACK:

-  We listened to 4,305 residents.
-  We listened to 1,101 service providers & community partners.
-  We collected 100 indicators from trusted local, state, and national data sources.

OUR REGION PRIORITIZED:

-  Access to Healthcare
-  Chronic Disease
-  Behavioral Health, Mental Health, & Substance Use
-  Housing
-  Economic Security

MITHRIVE IS COMMITTED TO SUPPORTING ACCESSIBLE DATA.

All MiThrive data is publicly available on our website. Click here to explore:
<https://northernmichiganchir.org/mithrive/>

