

# MiThrive Regional Issue Brief

2024



Arenac, Clare, Gladwin, Isabella, Lake, Mason, Mecosta, Newaygo, Oceana,  
and Osceola Counties



# TABLE OF CONTENTS



## START HERE: NAVIGATION GUIDE

- **COMMUNITY PARTNER ASSESSMENT DATA (CPA)**
- **COMMUNITY STATUS ASSESSMENT DATA (CSA)**
- **COMMUNITY CONTEXT ASSESSMENT DATA (CCA)**



1) ACCESS TO HEALTH CARE ..... 1



2) BROADBAND ..... 3



3) ECONOMIC SECURITY ..... 5



4) EDUCATION ..... 7



5) ENVIRONMENTAL/INFRASTRUCTURE ..... 9



9) HOUSING ..... 11



7) MENTAL HEALTH ..... 13



8) OBESITY ..... 15




9) SAFETY & WELLBEING ..... 17



# NAVIGATION GUIDE

Use this helpful navigation guide to aid in your understanding of the layout of each **theme**. Each **theme** explores up to three types of data across two pages: **CPA Data**, **CSA Data** (Primary & Secondary), and **CCA Data** (if available). The **Topic Scores** are located on the bottom of the second page.



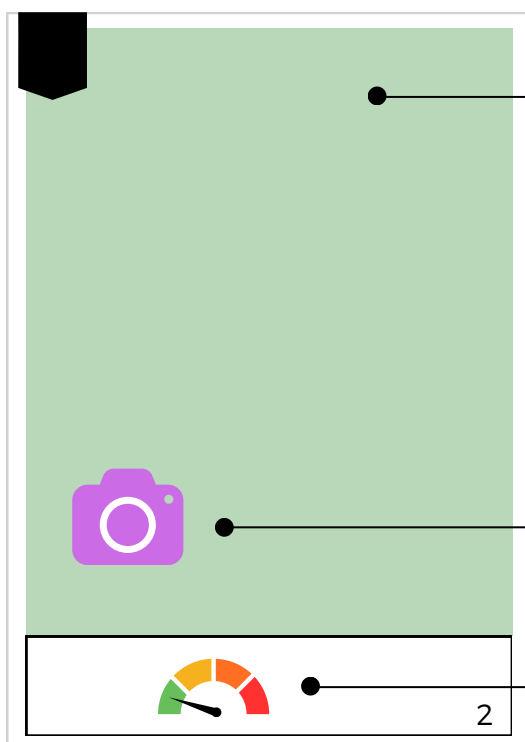
**Theme Icon:** Indicates the theme of a particular section.

**Community Partner Assessment Data (CPA):** Data collected from community partners that looks at individual systems, processes, and capacities; and collective capacity as a network of community partners to address health inequities.

**Community Status Assessment Data (CSA):** Quantitative data (primary and secondary) on the status of communities from trusted local, state, and national sources.

**Community Context Assessment Data (CCA):** Qualitative photographic data by way of photos and captions. You can find additional CCA Data in a digital flipbook [HERE](#).

**Topic Score:** Every secondary indicator is given a score based on trends over time and comparisons to the state, national, and health people targets. The indicators were combined into topics and the indicator scores were averaged to get a topic score. On a scale of 0 to 3, topics with a score of 0 displays lower prioritized issues and a score of 3 displays higher prioritized issues.



**More Info:** Click on the icons below to learn more about the MiThrive and to receive our newsletter!



[MiThrive Data Platform](#)



[MiThrive Video](#)



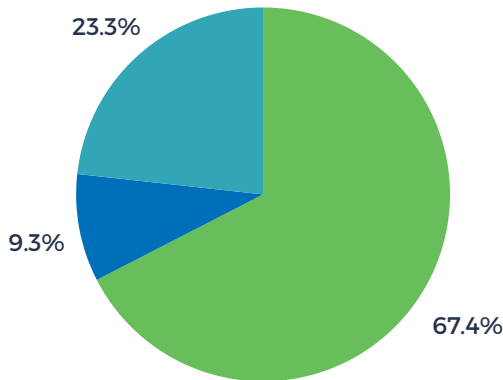
[Subscribe to Newsletter](#)



# Access to Health Care

## MITHRIVE PRIORITIZATION REPORT

Access to quality healthcare services is essential for disease prevention, early detection, and effective treatment, improving overall health and increasing life expectancy.

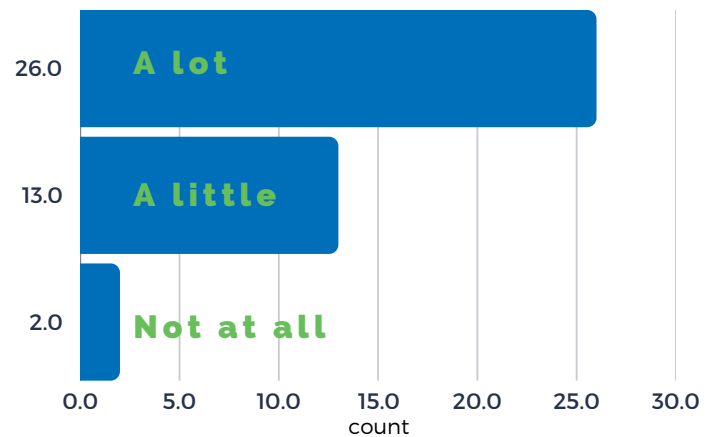


### PERFORMS ACCESS TO CARE

29 agencies (67.4%) currently perform Access to Care: My organization provides healthcare and social services to individuals or works to ensure equitable access and an effective system of care and services. This is compared to 4 (9.3%) that “want to” and 10 (23.3%) that “do not.”

### FOCUS ON HEALTHCARE ACCESS & QUALITY

26 (61.9%) agencies focus a lot on Healthcare Access and Quality, which is the connection between people’s access to and understanding of health services and their own health. This includes issues such as access to healthcare, access to primary care, health insurance coverage, and health literacy.



### OCEANA COUNTY COUNCIL ON AGING TRANSPORTATION

“Transportation for Seniors in Oceana County and Volunteer Drivers for medical appointments outside of Oceana County.”

# 66.7%

28 agencies have actively worked on healthcare access/utilization in the past year.

# 45.2%

19 agencies have actively worked on health insurance/Medicare/Medicaid in the past year.

# 51.5%

25 agencies have actively worked on immunizations and screenings in the past year.

### QUESTIONS?

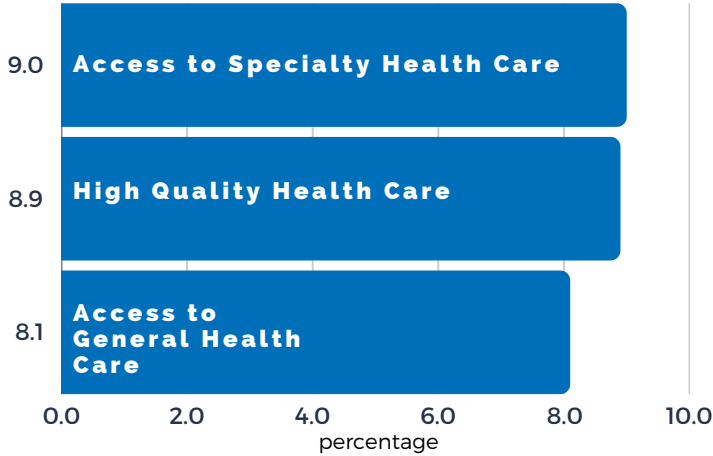
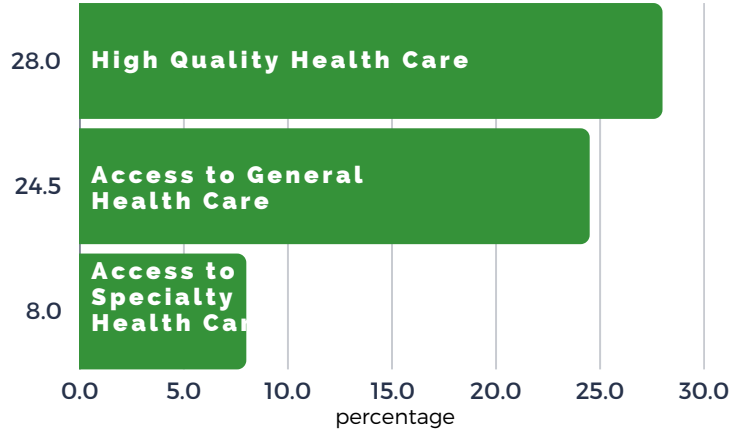
Questions about this report can be emailed to [mithrive@northernmichiganchir.org](mailto:mithrive@northernmichiganchir.org).





## MOST IMPORTANT FACTORS

Responses to “In the following list, which five assets do you think are the most important factors for a community to be considered thriving?” (n=1270)



## MOST IMPORTANT CONCERNS

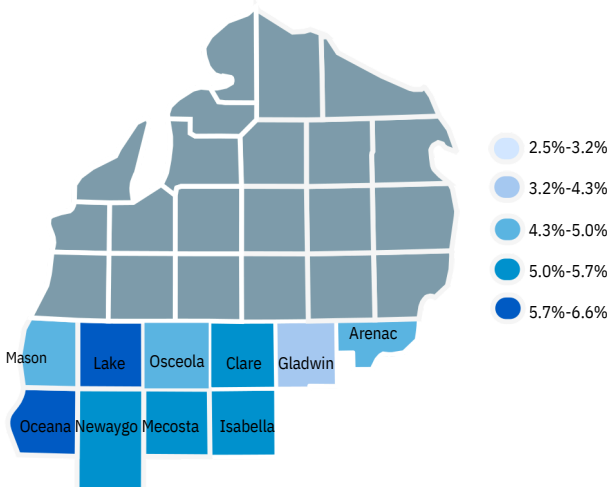
Responses to “In the following list, what are the three most important concerns within your community that should be addressed?” (n=1270)

Services	Yes	No	N/A
Health information from a source I trust	74.6%	19.7%	5.6%
Family planning services	33.2%	12.3%	54.5%
Health services for children	43.2%	12.7%	44.1%
Immunizations/ Vaccinations	84.9%	6.3%	8.8%
Prenatal/pregnancy care	27.7%	11.4%	60.9%
Primary care services	72.1%	22.7%	5.2%

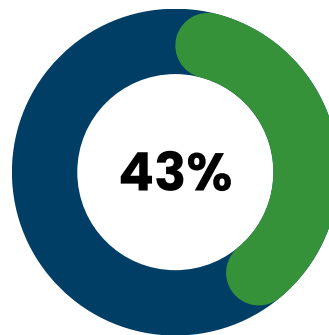
## EASY ACCESS STATEMENTS

Responses to “Please indicate whether you think you have easy access (or the ability to find and receive services) to each of the following.” (n=1270)

## ADULTS WITHOUT HEALTH INSURANCE

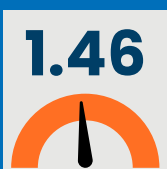


Data Source: CDC Places 2022



“SAY SPECIALTY SERVICES ARE LOCATED TOO FAR AWAY FROM YOUR AREA.”

Response to “Which of the following factors do you experience that make it harder for you to use health care services?” (n=1270)



## TOPIC SCORE & BLURB SPACE

On a scale of 0 to 3, topics with a score of 0 displays lower prioritized issues and a score of 3 displays higher prioritized issues.

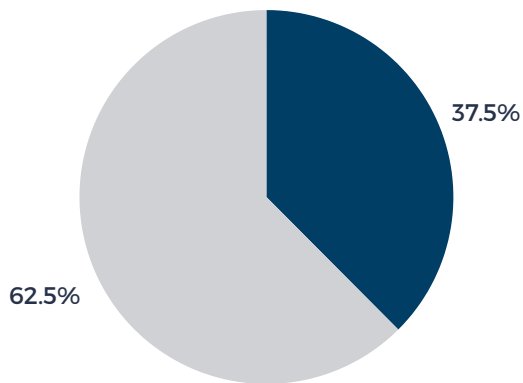
This is compared to NECHIR: 1.34 | NWCHIR: 1.25



# Broadband

## MITHRIVE PRIORITIZATION REPORT

High-speed internet access improves health outcomes by enabling telemedicine, enhancing educational and economic opportunities, and fostering social connections, all of which contribute to overall well-being.

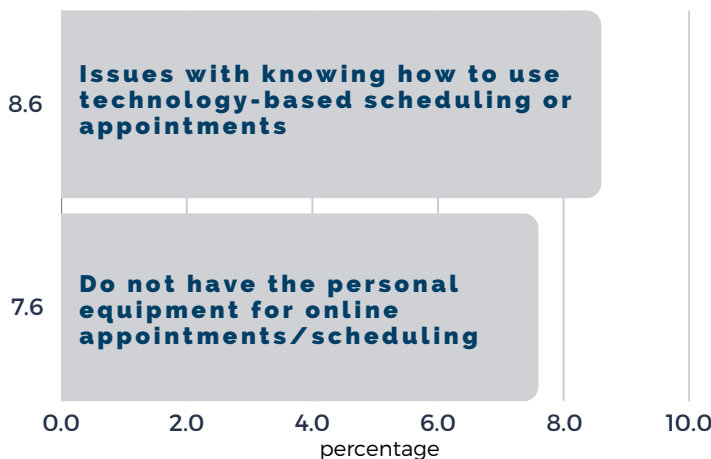
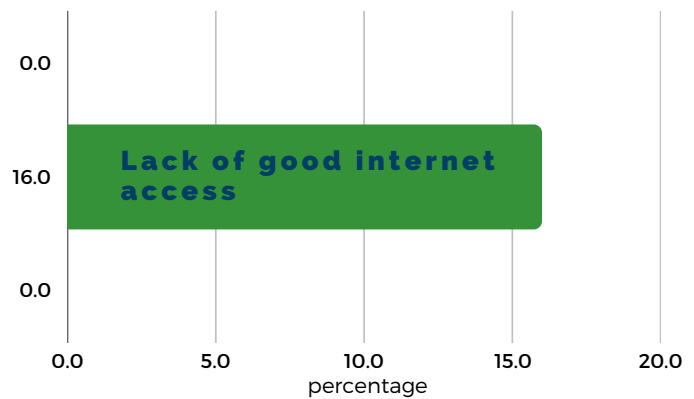


### UTILITIES

15 (35.7%) agencies actively engage with utilities more than once in the last year.

### MOST IMPORTANT CONCERNS

Responses to “In the following list, what are the three most important concerns within your community that should be addressed?” 16.0% responded “lack of internet access.” (n=1270)



### MOST IMPORTANT FACTORS

Responses to “Which of the following factors do you experience that make it harder for you to use health care services?” (n=1270)

# 56.4%

Responded “**Yes, I have easy access**” for the ability to find and receive Broadband access.

# 33.5%

Responded “**No, I do not have easy access**” for the ability to find and receive Broadband access.

# 10.1%

Responded “**Does not apply to me**” for the ability to find and receive Broadband access.

### QUESTIONS?


Questions about this report can be emailed to [mithrive@northernmichiganchir.org](mailto:mithrive@northernmichiganchir.org).



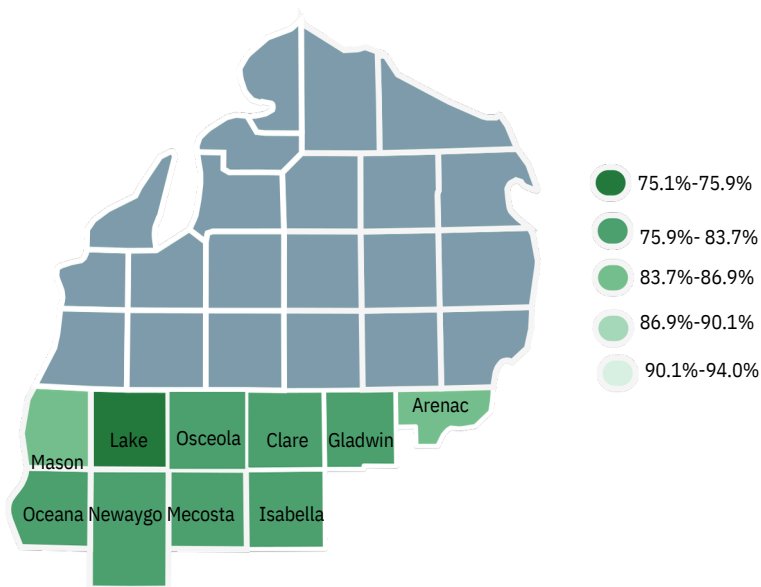


## TRUENORTH COMMUNITY SERVICES

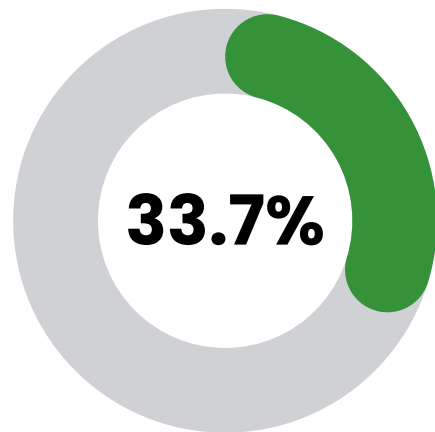
“TrueNorth Community Services is a vital resource for the community and surrounding communities!” TrueNorth Community Services has a [website](#) for clients, potential clients, and donors.



## PERSONS WITH AN INTERNET SUBSCRIPTION

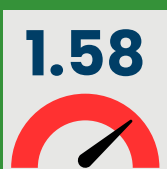


Data Source: American Community Survey (2018-2022)



## SAY INTERNET SERVICES ARE MISSING FROM THEIR COMMUNITIES.

Response to “From the list below, which resources or services are missing in your community that would benefit you?” (n=1270)



## TOPIC SCORE & BLURB SPACE

On a scale of 0 to 3, topics with a score of 0 displays lower prioritized issues and a score of 3 displays higher prioritized issues. This is compared to NECHIR: 1.58 | NWCHIR: 0.98

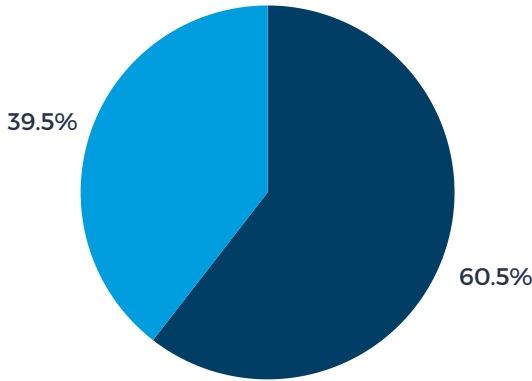




# Economic Security

## MITHRIVE PRIORITIZATION REPORT

Economic stability directly impacts health, as financial hardship limits access to basic needs like healthy food, safe neighborhoods, and healthcare, leading to poorer health outcomes.

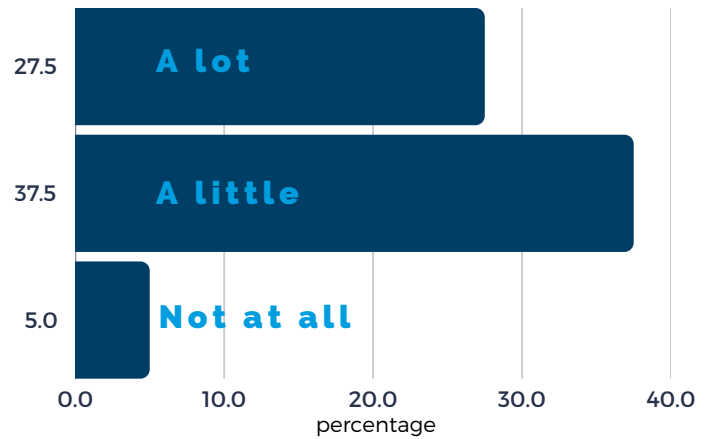


### FOCUS ON ECONOMIC STABILITY

23 (27.5%) of agencies focus a lot on Economic Stability, which is the connection between people’s financial resources—income, cost of living, and socioeconomic status—and their health. This includes issues such as poverty, employment, food security, and housing stability.

### ACCESS TO SPECIFIC SERVICES

26 agencies (60.5%) provide services specifically for individuals with low income- individuals who fall below the ALICE Household Poverty Level or individuals who fall below the Federal Poverty Level. This is compared to 11 agencies (33.3%) that provide general services.



### GREENTREE IN ISABELLA COUNTY

“GreenTree is our local grocery store, where customers can become owners and get food at discounted rates. They offer a wide selection and mostly healthy/vegan food and also offer a hot bar which I personally can say is amazing. This is a huge staple and definitely a must visit when in Mount Pleasant.”

# 45.2%

19 agencies actively engaged with community economic development more than once in the last year.

# 28.6%

12 agencies actively engaged with economic stability more than once in the last year.

# 28.6%

12 agencies actively engaged with jobs/labor conditions/wages/income more than once in the last year.

### QUESTIONS?

Questions about this report can be emailed to [mithrive@northernmichiganchir.org](mailto:mithrive@northernmichiganchir.org).

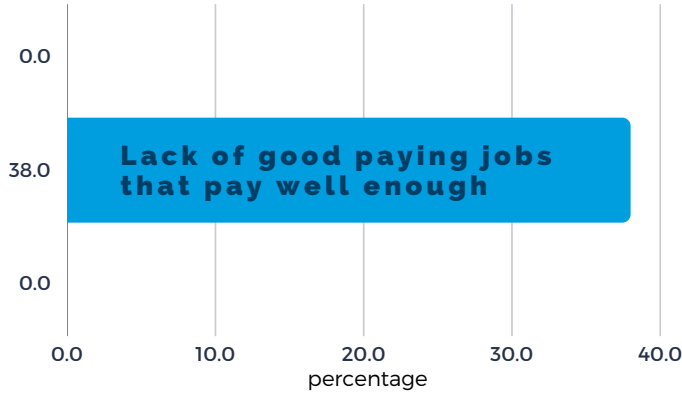
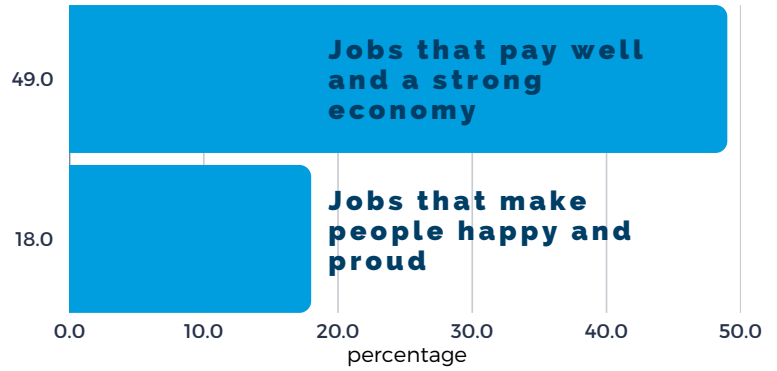






## MOST IMPORTANT FACTORS

Responses to “In the following list, which five assets do you think are the most important factors for a community to be considered thriving?” (n=1240)



## MOST IMPORTANT CONCERNS

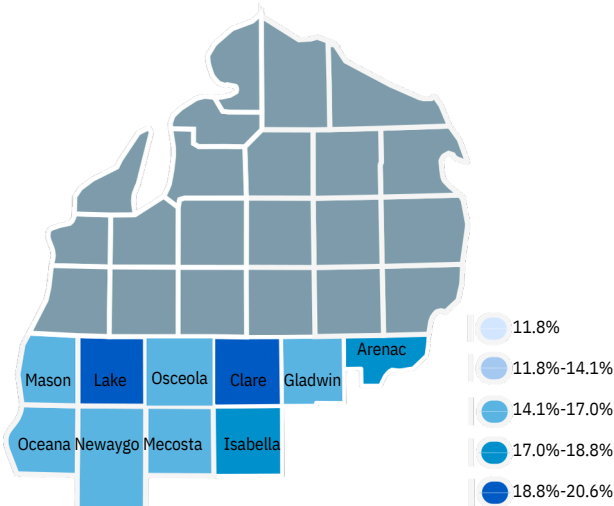
Responses to “In the following list, what are the three most important concerns within your community that should be addressed?” (n=1240)

## WAGE STATEMENTS

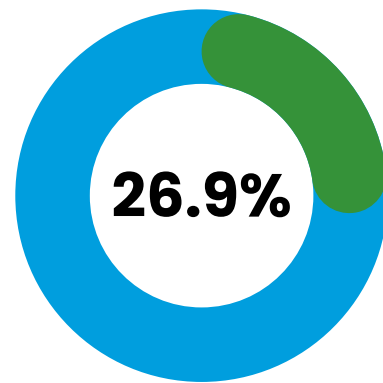
Responses to “Please indicate how strongly you agree or disagree with each of the following statements.” (n=1270)

Statement	Strongly Agree	Agree	Disagree	Strongly Disagree	I Don't Know
There are enough jobs in my community that pay well.	0.8%	14.3%	47.4%	29.7%	7.8%
People in my community have jobs that pay enough.	0.8%	14.3%	47.4%	29.7%	7.8%

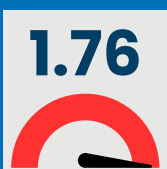
## FOOD INSECURITY RATE MAP



Data Source: Feeding America (2022)



Response to “From the list below, which resources or services are missing in your community that would benefit you?” 26.9% responded “Financial Support.” (n=1270)



## TOPIC SCORE & BLURB SPACE

On a scale of 0 to 3, topics with a score of 0 displays lower prioritized issues and a score of 3 displays higher prioritized issues.

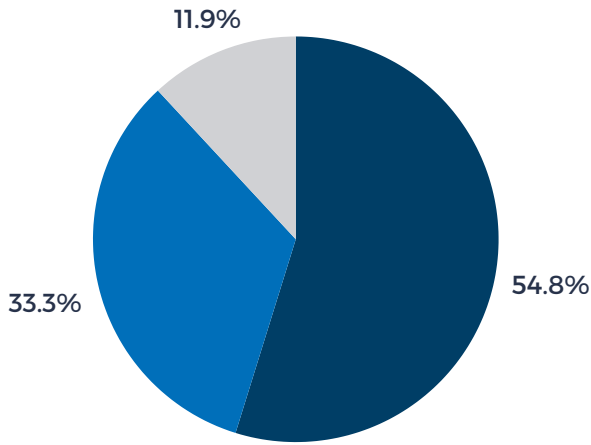
This is compared to NECHIR: 1.74 | NWCHIR: 1.26



# Education

## MITHRIVE PRIORITIZATION REPORT

Education is a key determinant of health, as higher educational attainment is associated with better health choices, increased access to healthcare, and longer life expectancy.

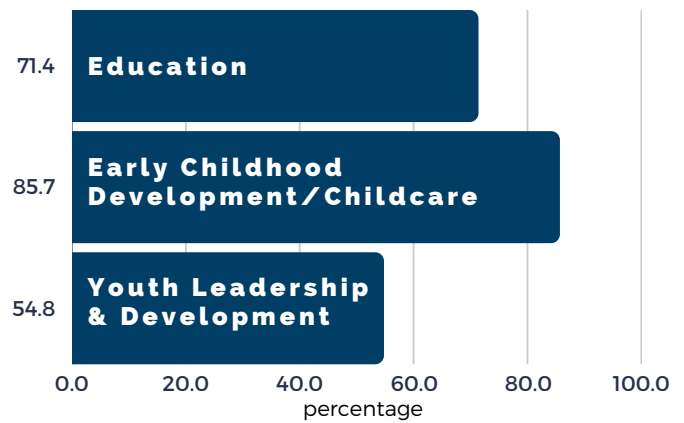


### EDUCATION ENGAGEMENT

30 (71.4%) of agencies actively engaged with education more than once in the last year. This is compared to 36 (85.7%) with early childhood development/childcare and 23 (54.8%) with Youth Leadership and development more than once in the last year.

### FOCUS ON EDUCATION

23 agencies (54.8%) focus a lot on Education Access and Services, which is the connection of education to health and well-being. This includes issues such as graduating from high school, educational attainment in general, language and literacy, and early childhood education and development. This is compared to 14 (33.3%) that focus “a little” and 5 (11.9%) that “do not”.



### DRAMA CLUB

“Clare Public Schools - Drama Club that offers youth the ability to learn and experience art and culture.”

# 90.5%

38 agencies **currently perform** Communication and Education.

# 7.1%

3 agencies **want to perform** Communication and Education.

# 2.4%

1 respondent **does not perform** Communication and Education.

### QUESTIONS?

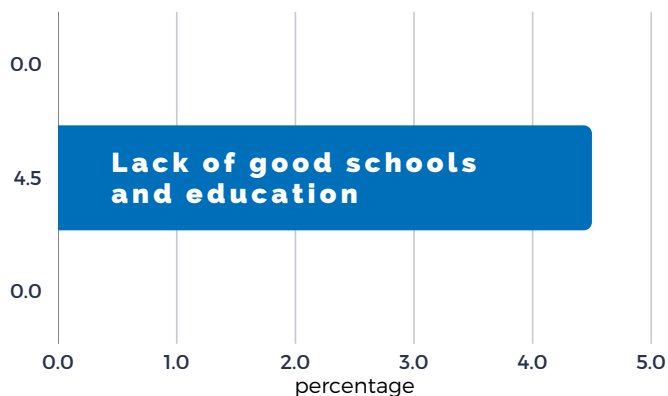

Questions about this report can be emailed to [mithrive@northernmichiganchir.org](mailto:mithrive@northernmichiganchir.org).





### MOST IMPORTANT FACTORS

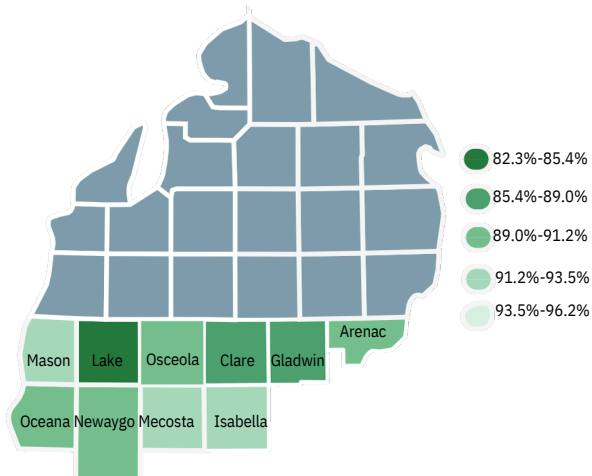
Responses to "In the following list, which five assets do you think are the most important factors for a community to be considered thriving?" (n=1270)



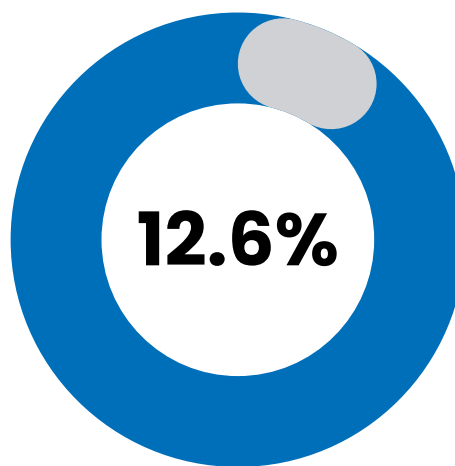
### MOST IMPORTANT CONCERNS

Responses to "In the following list, what are the three most important concerns within your community that should be addressed?" (n=1270)

### PEOPLE 25+ WITH HIGH SCHOOL DIPLOMA OR HIGHER



Data Source: American Community Survey 5-year (2018-2022)



Response to "From the list below, which resources or services are missing in your community that would benefit you?" 12.6% responded "Education." (n=1270)



### TOPIC SCORE & BLURB SPACE

On a scale of 0 to 3, topics with a score of 0 displays lower prioritized issues and a score of 3 displays higher prioritized issues.

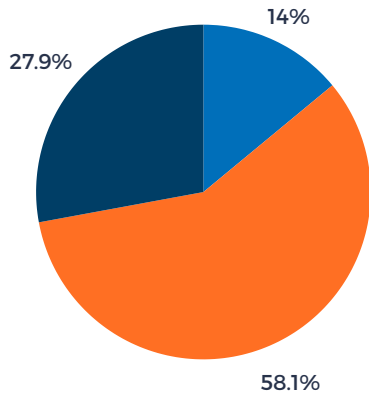
This is compared to NECHIR: 1.66 | NWCHIR: 1.26



# Environmental/Infrastructure

## MITHRIVE PRIORITIZATION REPORT

A healthy environment and robust infrastructure—such as clean air, water, transportation, and green spaces—are vital for preventing disease, promoting physical activity, and supporting overall public health.

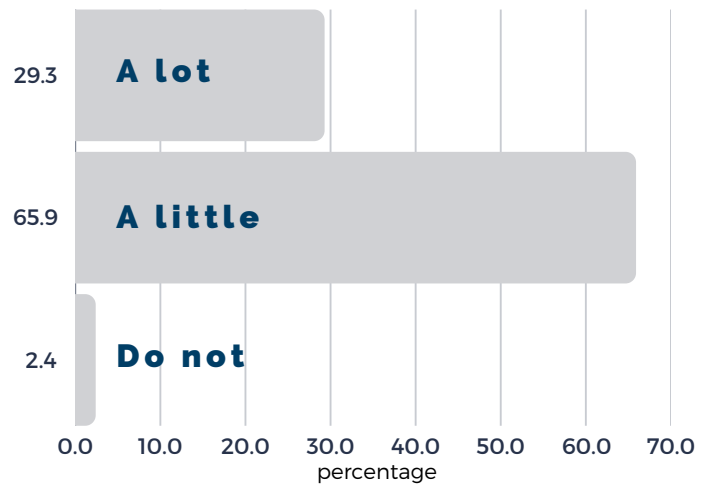


### FOCUS ON EDUCATION ACCESS & SERVICES

12 (29.3%) of agencies focus “a lot” on Neighborhood and Built Environment, which is the connection between where a person lives—housing, neighborhood, and environment— and their health and well-being. This is compared to 27 (65.9%) that focus “a little” and 1 (2.4%) that “do not.”

### ORGANIZATIONS PERFORMING ASSESMENTS

25 (58.1%) agencies “currently perform” Assessment: My organization conducts assessments of living and working conditions and community needs and assets. This is compared to 6 (14%) that “want to” and 12 (27.9%) that do not.



### GLADWIN HEIGHTS GOLF COURSE

“This photo was taken at Gladwin heights golf course. This golf course is owned by a lovely married couple who work hard everyday at their golf course. The community loves this course and there's tournaments and things involving the community every week!”

# 64.3%

27 agencies **currently perform** Organizational Infrastructure & Workforce.

# 7.1%

3 agencies **want to perform** Organizational Infrastructure & Workforce.

# 28.6%

12 agencies **do not perform** Organizational Infrastructure & Workforce.

### QUESTIONS?

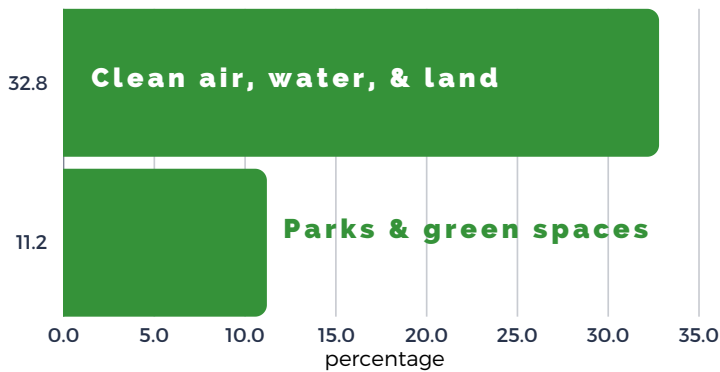
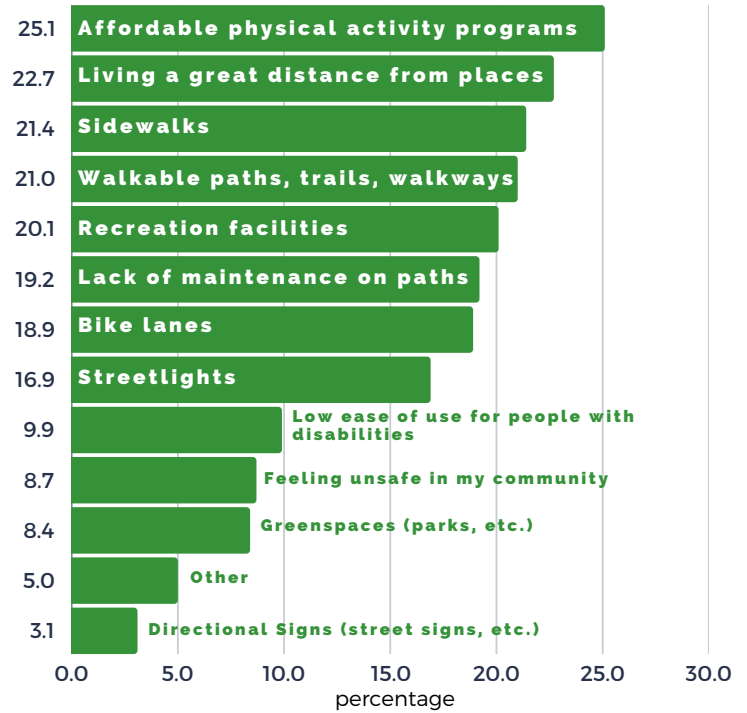
Questions about this report can be emailed to [mithrive@northernmichiganchir.org](mailto:mithrive@northernmichiganchir.org).





## BARRIERS TO ACTIVITY

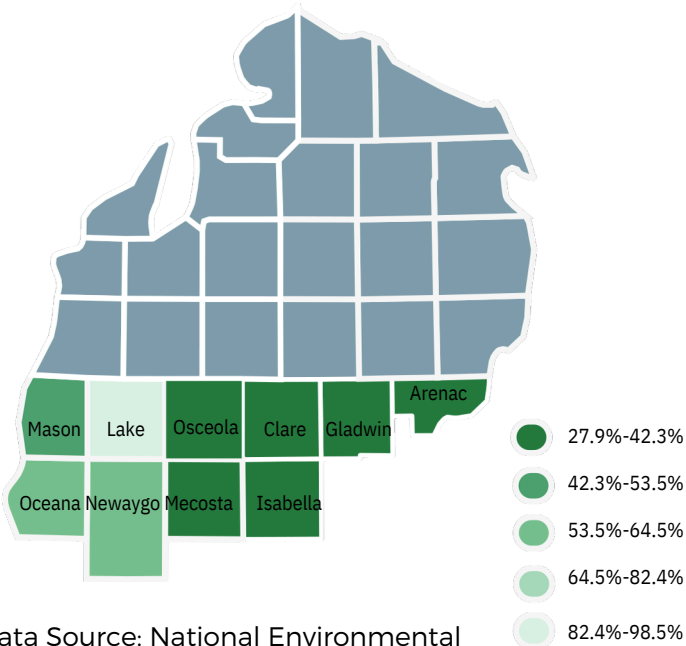
Responses to "Do any of the following issues currently prevent you from being more active in your community?" (n=1270)



## MOST IMPORTANT FOR THRIVING

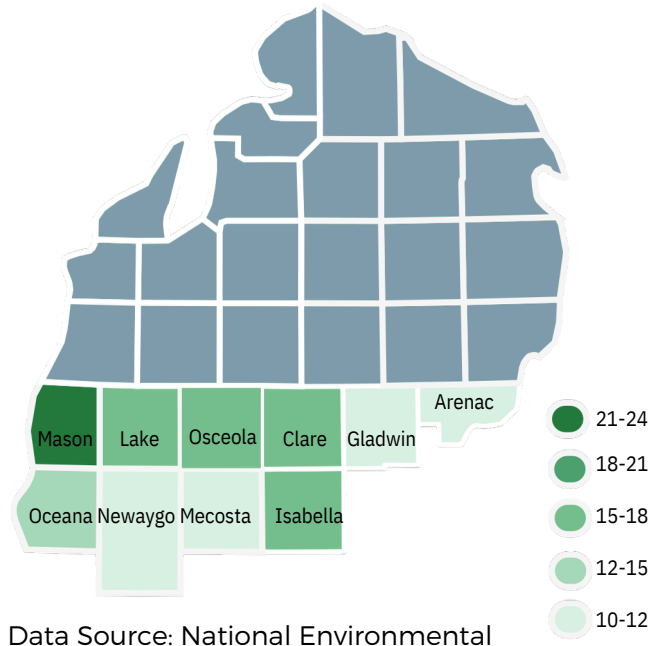
Responses to "In the following list, which five assets do you think are the most important factors for a community to be considered thriving?" (n=1270)

## ACCESS TO PARKS

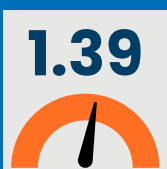


Data Source: National Environmental Public Health Tracking Network (2020)

## NUMBER OF EXTREME HEAT DAYS



Data Source: National Environmental Public Health Tracking Network (2023)



## TOPIC SCORE & BLURB SPACE

On a scale of 0 to 3, topics with a score of 0 displays lower prioritized issues and a score of 3 displays higher prioritized issues.

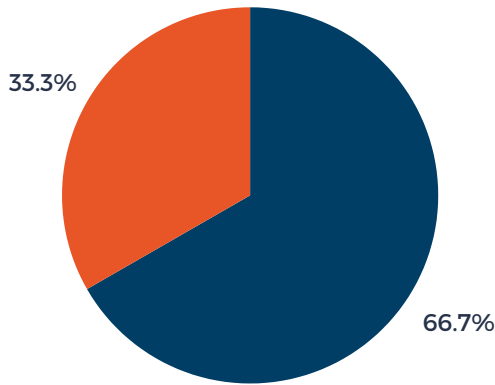
This is compared to NWCHIR: 1.29



# Housing

## MITHRIVE PRIORITIZATION REPORT

Safe and affordable housing promotes physical and mental health, while inadequate housing can contribute to chronic diseases, injuries, and poor childhood development outcomes.

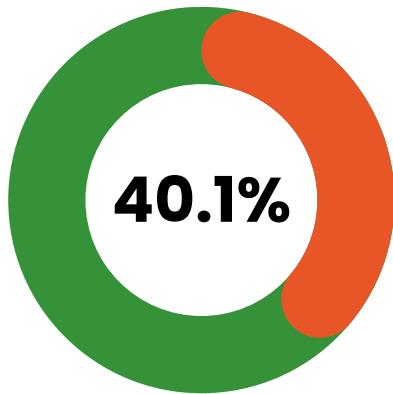
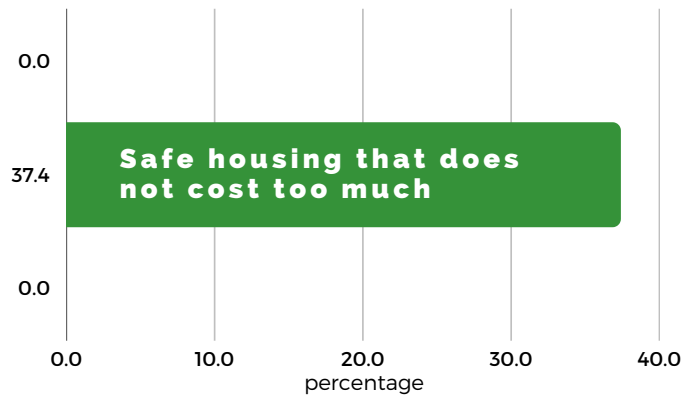


### MOST IMPORTANT FACTORS

Responses to "In the following list, which five assets do you think are the most important factors for a community to be considered thriving?" (n=1270)

### ENGAGEMENT

28 (66.7%) agencies have actively engaged with housing more than once in the last year.



### MOST IMPORTANT CONCERNS

Responses to "In the following list, what are the three most important concerns within your community that should be addressed?" (n=1270)

### MISSING RESOURCES

Response to "From the list below, which resources or services are missing in your community that would benefit you?" 40.1% responded "Housing." (n=1270)



### QUESTIONS?

Questions about this report can be emailed to [mithrive@northernmichiganchir.org](mailto:mithrive@northernmichiganchir.org).







## HOUSING STATEMENTS

Responses to "Please indicate how strongly you agree or disagree with each of the following statements." (n=1270)

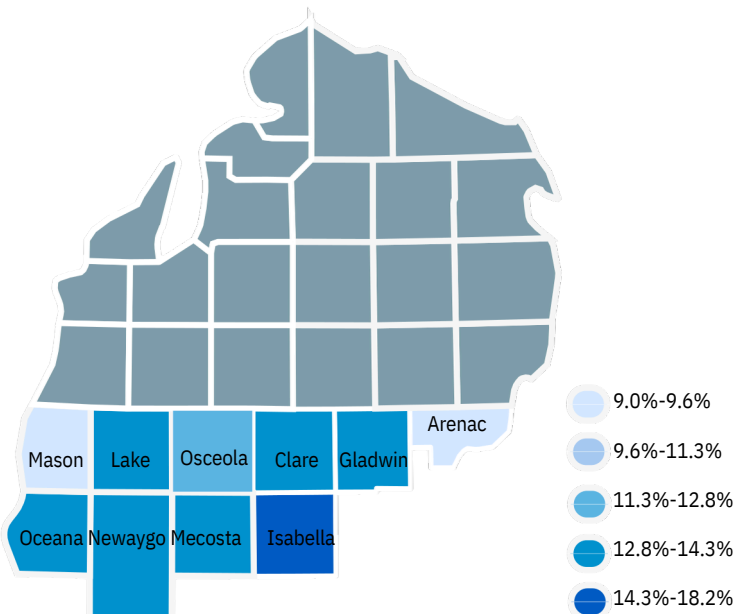
### CONSTRUCTION IN OCEANA

"More affordable housing is needed in Oceana County."



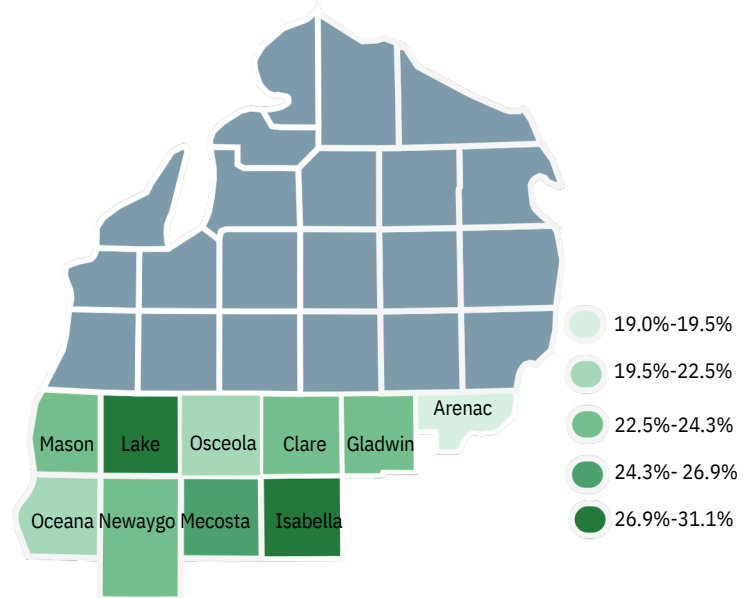
Statement	Strongly Agree	Agree	Disagree	Strongly Disagree	I Don't Know
There is enough housing available in my community that doesn't cost too much.	0.8%	14.3%	47.4%	29.7%	7.8%
There are housing support services available for older adults in my community.	0.8%	14.3%	47.4%	29.7%	7.8%

### SEVERE HOUSING PROBLEMS



Data Source: County Health Rankings (2016-2020)

### FAMILIES WITH HIGH HOUSING-COST BURDEN



Data Source: The Annie E. Casey Foundation Kids Count (2018-2022)



### TOPIC SCORE & BLURB SPACE

On a scale of 0 to 3, topics with a score of 0 displays lower prioritized issues and a score of 3 displays higher prioritized issues.

This is compared to NECHIR: 1.37 | NWCHIR: 1.27

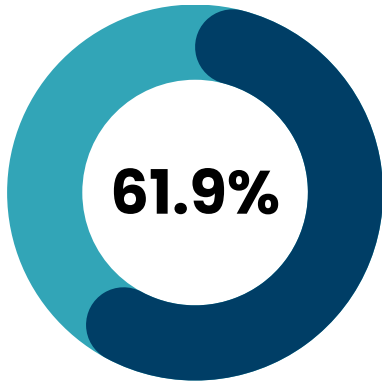




# Mental Health

## MITHRIVE PRIORITIZATION REPORT

Mental health is critical to overall well-being and quality of life, and poor mental health increases vulnerability to chronic diseases and reduces life satisfaction.




### ENGAGED IN BEHAVIORAL WORK

26 (61.9%) agencies have actively worked on mental or behavioral health (e.g., PTSD, anxiety, trauma) in the past year.

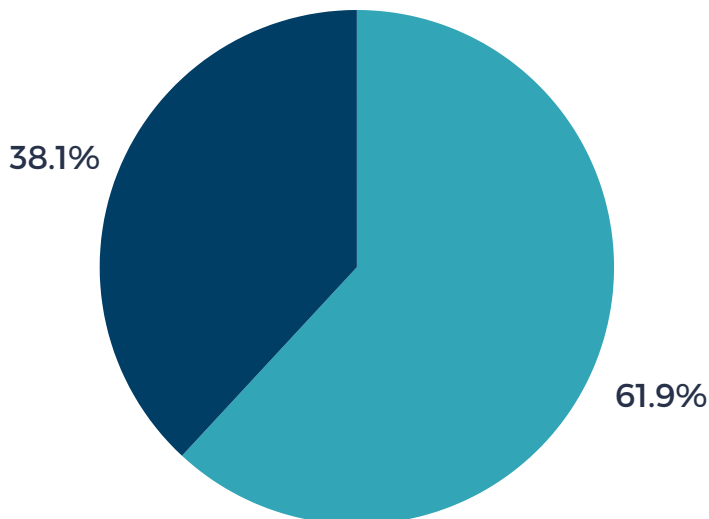
### SERVICES PROVIDED

11 (73.3%) of agencies indicated that they provide services specifically for individuals with a mental health disability. 10 (66.7%) of agencies indicated that they provide services specifically for individual with an intellectual or developmental disability.



### ENGAGEMENT

26 (61.9%) agencies actively engaged with disability/independent living more than once in the last year.



### CEDAR RIVER ACCESS

“The path provides an area for the community to walk, bike, or run to promote physical health and well-being. There is also access to the Cedar River from here for kayaking, canoeing, or fishing activities as well.”



### QUESTIONS?

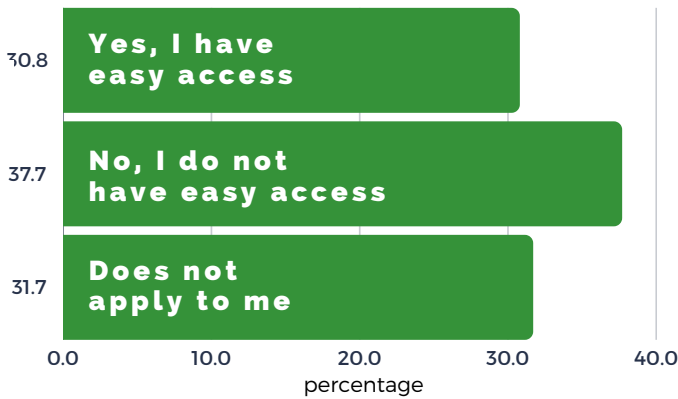
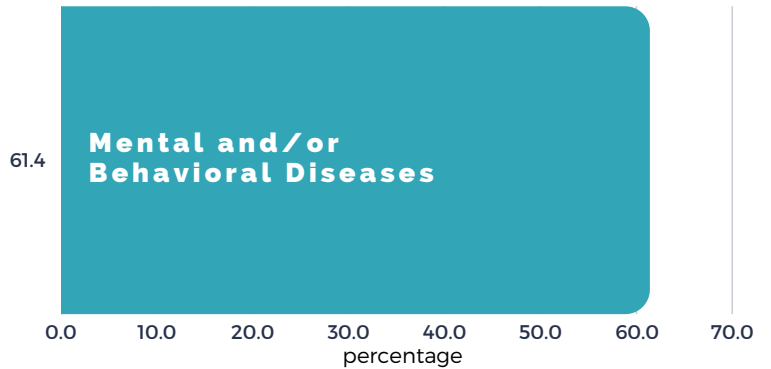
Questions about this report can be emailed to [mithrive@northernmichiganchir.org](mailto:mithrive@northernmichiganchir.org).





### MOST CONCERNING MEDICAL CONDITION

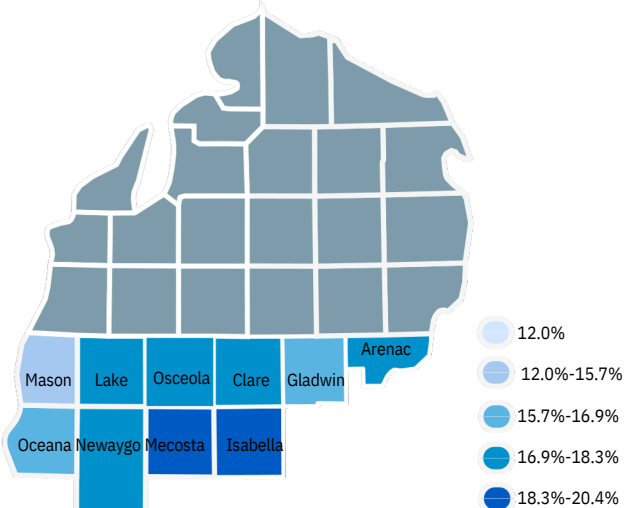
Responses to "In the following list, what do you think are the three most concerning medical conditions impacting your community?" (n=1270)



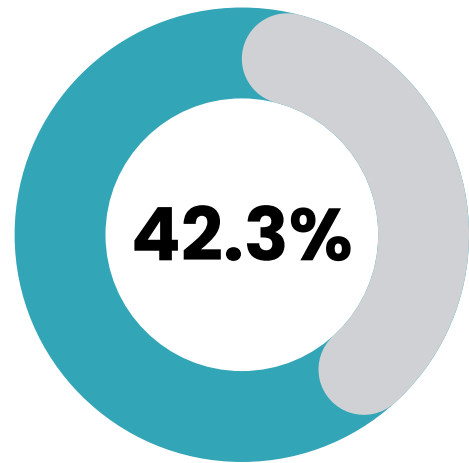
### MOST IMPORTANT MENTAL HEALTH CONCERNS

Responses to "Please indicate whether you think you have easy access (or the ability to find and receive services) to each of the following." (n=1270)

### POOR MENTAL HEALTH: 14+ DAYS



Data Source: CDC Places (2022)



"From the list below, which resources or services are missing in your community that would benefit you?" 42.3% responded "Mental Health." (n=1270)



### TOPIC SCORE & BLURB SPACE

On a scale of 0 to 3, topics with a score of 0 displays lower prioritized issues and a score of 3 displays higher prioritized issues.

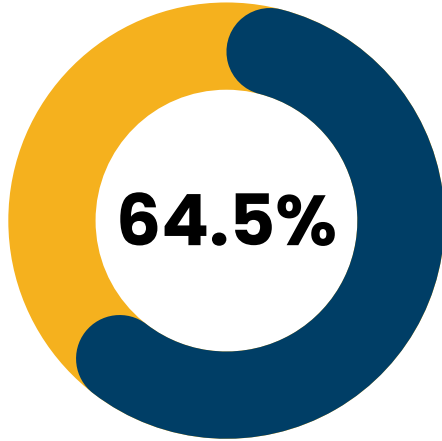
This is compared to NECHIR: 1.49 | NWCHIR: 1.38



# Obesity

## MITHRIVE PRIORITIZATION REPORT

Obesity, influenced by genetics, behavior, and environmental factors, leads to a range of health issues, including mental health challenges and chronic conditions like diabetes and heart disease.

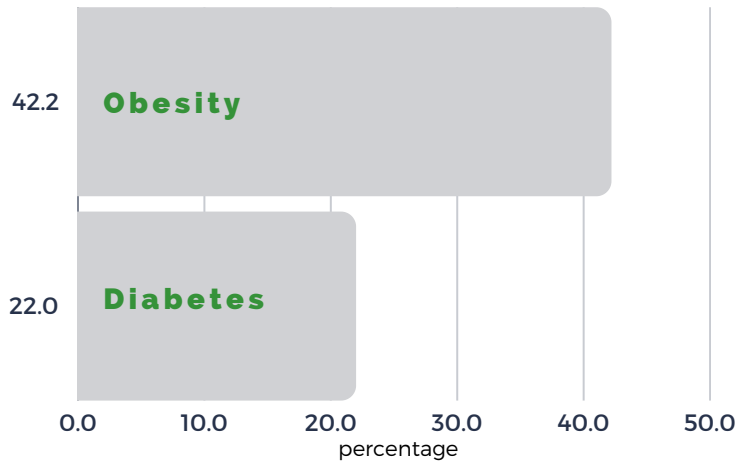


### MOST IMPORTANT FACTORS

Responses to "Which of the following factors do you experience that make it harder for you to use health care services?" (n=1270)

### ACTIVELY WORKED

20 (64.7%) agencies have actively worked on chronic disease (e.g., asthma, diabetes/obesity, cardiovascular disease) in the past year.



### MET GUIDELINES FOR CHRONIC DISEASE PREVENTION

Responses to "The following statements describe a person who meets the guidelines for chronic disease prevention. For each statement, please indicate whether you think YOU, in a typical week, have met the guidelines for chronic disease prevention." (n=1270)

Guideline	Exceeded Expectations	Met Expectations	Did Not Meet Expectations
Eat 1.5-2 cups of fruits per day and 2-3 cups of vegetables per day	11.0%	39.7%	49.3%
At least 150 minutes of physical activity a week (ex. 30 minutes a day for 5 days a week)	18.2%	36.9%	44.9%
Sleep at least 7 hours each night	13.6%	50.7%	35.7%
Free from daily stress and depression	8.6%	37.6%	53.7%
Receive routine screenings every year (annual physical, etc.)	27.3%	55.8%	16.8%
Have good overall health	16.9%	66.5%	16.5%

### QUESTIONS?

Questions about this report can be emailed to [mithrive@northernmichiganchir.org](mailto:mithrive@northernmichiganchir.org).





### DARLING WALKWAY PROJECT

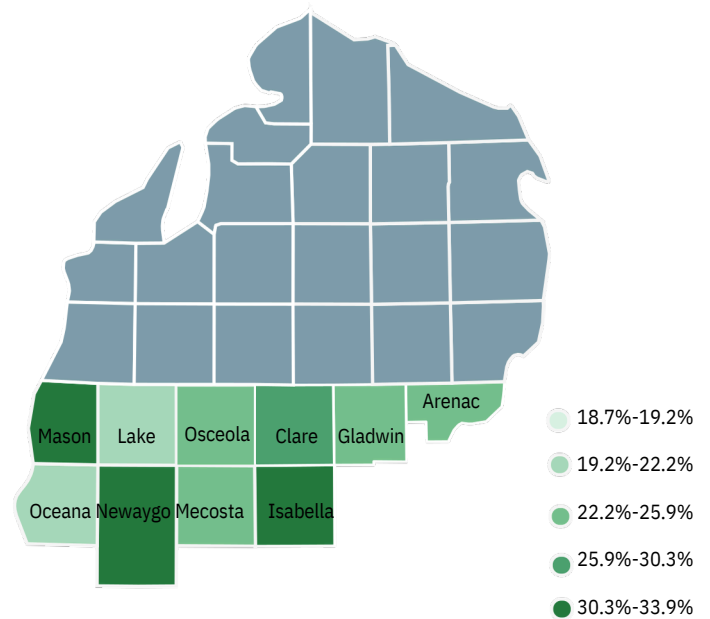
This is the "Darling Walkway Project". In 2018, the City of Fremont closed two blocks of Darling Avenue to provide a walkable green space that connects Downtown, the Fremont Recreation Center, the Library, The Gateway (55+ senior housing), and pickleball courts with walkways, public art and a new parking lot.



### SILVERSNEAKERS

"This is a picture of vegetables at the Reed City Farmers Market. It helps individuals have access to fresh, healthy food."

### ADULTS 20+ WHO ARE OBESE



Data Source: Centers for Disease Control and Prevention (2021)



### TOPIC SCORE & BLURB SPACE

On a scale of 0 to 3, topics with a score of 0 displays lower prioritized issues and a score of 3 displays higher prioritized issues.

This is compared to NECHIR: 1.60 | NWCHIR: 1.31

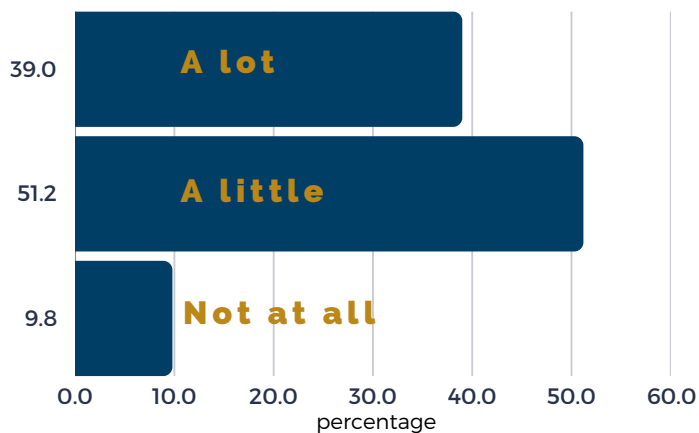




# Safety & Wellbeing

## MITHRIVE PRIORITIZATION REPORT

Exposure to violence, abuse, and neglect can have lifelong detrimental effects on physical, emotional, and social health, often resulting in chronic health problems and trauma.

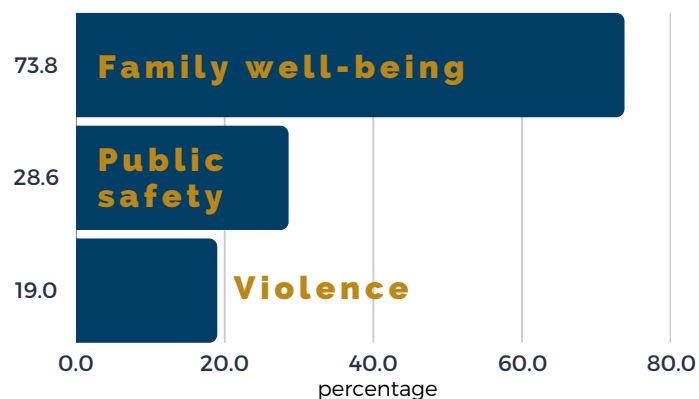


### FOCUS ON SAFETY & WELLBEING

16 (39%) agencies focus a lot on Social and Community Context, which is the connection between characteristics of the contexts within which people live, learn, work, and play, and their health and well-being. This is compared to 21 (51.2%) that “focus a little” and 4 (9.8%) that “do not focus.”

### ENGAGEMENT

31 (73.8%) agencies actively engage family well-being with more than once in the last year.  
12 (28.6%) agencies actively engage with public safety/violence more than once in the last year.  
8 (19%) agencies actively engage with violence more than once in the last year.



### OCEANA COUNTY COUNCIL ON AGING

“Oceana County Council on Aging congregative meals served M-F and 12pm. Home cooked meals, served by a volunteers.”

# 33.3%

14 agencies currently perform legal and regulatory actions to improve and protect the public’s health and well-being.

# 2.4%

1 respondent wants to perform legal and regulatory actions to improve and protect the public’s health and well-being.

# 64.3%

27 agencies do not perform legal and regulatory actions to improve and protect the public’s health and well-being.

### QUESTIONS?

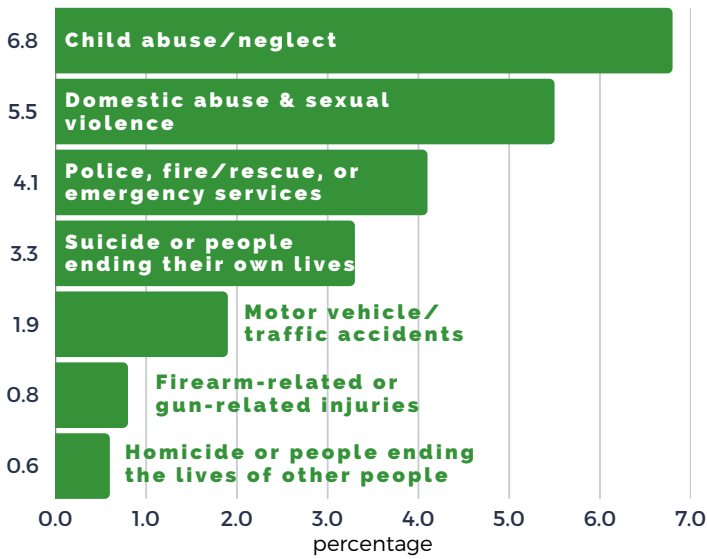
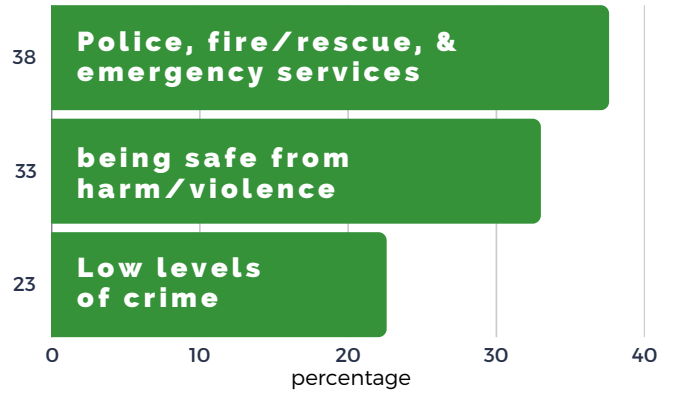
Questions about this report can be emailed to [mithrive@northernmichiganchir.org](mailto:mithrive@northernmichiganchir.org).





### MOST IMPORTANT FOR THRIVING

Responses to "In the following list, which five assets do you think are the most important factors for a community to be considered thriving?" (n=1270)

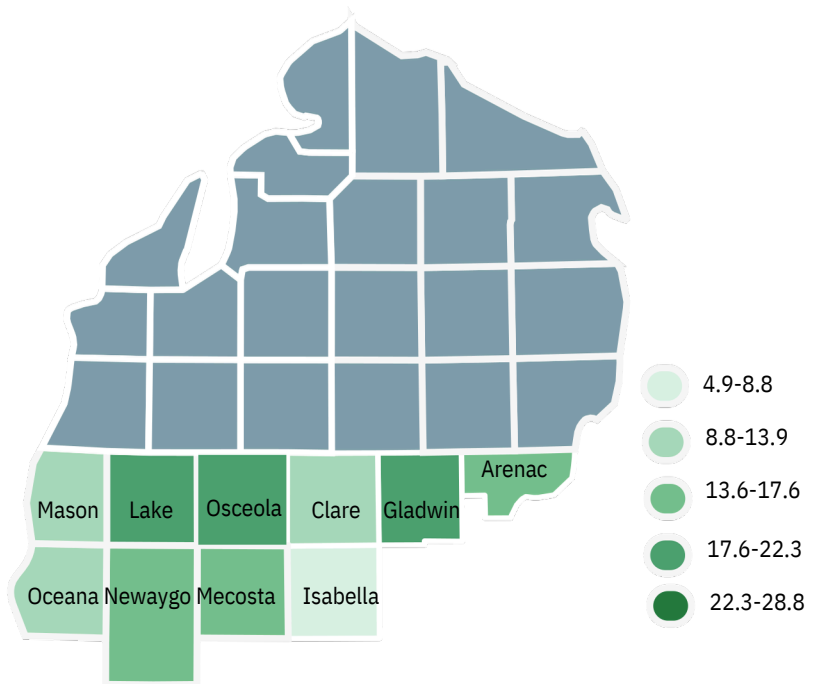


### SAFETY & WELLBEING CONCERNS

Responses to "In the following list, which five assets do you think are the most important factors for a community to be considered thriving?" (n=1270)

### CHILD ABUSE RATES (CASES PER 1,000 CHILDREN)

Data Source: The Annie E. Casey Foundation Kids Count (2023)



### TOPIC SCORE & BLURB SPACE

On a scale of 0 to 3, topics with a score of 0 displays lower prioritized issues and a score of 3 displays higher prioritized issues.

This is compared to NECHIR: 1.69 | NWCHIR: 1.57