

# MiThrive Regional Issue Brief

2024



Alcona, Alpena, Cheboygan, Crawford, Iosco, Montmorency, Ogemaw, Oscoda, Otsego, Presque Isle, and Roscommon counties



# TABLE OF CONTENTS



## START HERE: NAVIGATION GUIDE

- COMMUNITY PARTNER ASSESSMENT DATA (CPA)
- COMMUNITY STATUS ASSESSMENT DATA (CSA)
- COMMUNITY CONTEXT ASSESSMENT DATA (CCA)



1) ACCESS TO HEALTH CARE ..... 1



2) BROADBAND ..... 3



3) ECONOMIC SECURITY ..... 5



4) EDUCATION ..... 7



5) HOUSING ..... 9



6) MENTAL HEALTH ..... 11



7) OBESITY ..... 13




8) SAFETY & WELLBEING ..... 15



# NAVIGATION GUIDE

Use this helpful navigation guide to aid in your understanding of the layout of each **theme**. Each **theme** explores up to three types of data across two pages: **CPA Data**, **CSA Data** (Primary & Secondary), and **CCA Data** (if available). The **Topic Scores** are located on the bottom of the second page.



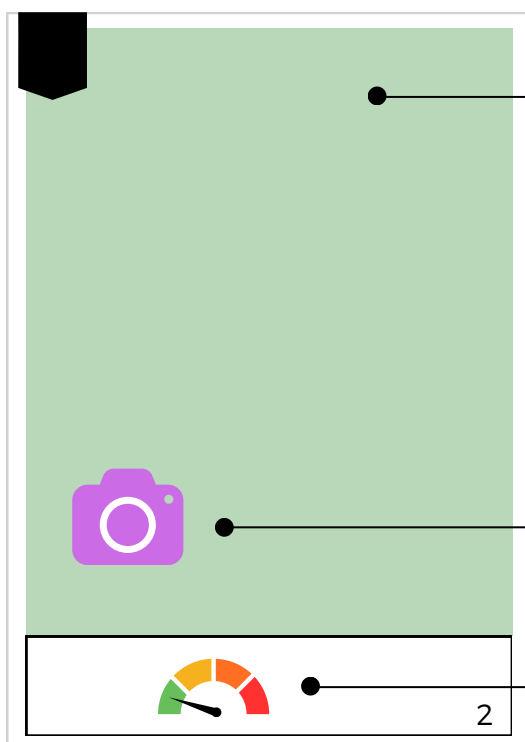
**Theme Icon:** Indicates the theme of a particular section.

**Community Partner Assessment Data (CPA):** Data collected from community partners that looks at individual systems, processes, and capacities; and collective capacity as a network of community partners to address health inequities.

**Community Status Assessment Data (CSA):** Quantitative data (primary and secondary) on the status of communities from trusted local, state, and national sources.

**Community Context Assessment Data (CCA):** Qualitative photographic data by way of photos and captions. You can find additional CCA Data in a digital flipbook [HERE](#).

**Topic Score:** Every secondary indicator is given a score based on trends over time and comparisons to the state, national, and health people targets. The indicators were combined into topics and the indicator scores were averaged to get a topic score. On a scale of 0 to 3, topics with a score of 0 displays lower prioritized issues and a score of 3 displays higher prioritized issues.



**More Info:** Click on the icons below to learn more about the MiThrive and to receive our newsletter!



[MiThrive Data Platform](#)



[MiThrive Video](#)



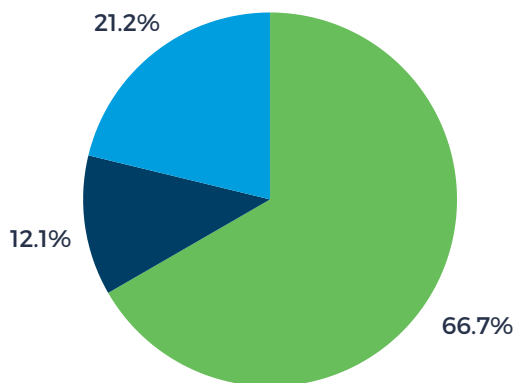
[Subscribe to Newsletter](#)



# Access to Health Care

## MITHRIVE REGIONAL ISSUE BRIEF

Access to quality healthcare services is essential for disease prevention, early detection, and effective treatment, improving overall health and increasing life expectancy.

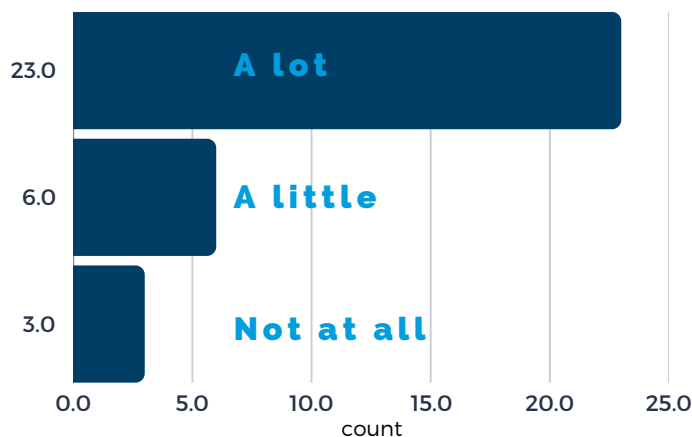


### PERFORMS ACCESS TO CARE

22 agencies (66.7%) currently perform Access to Care: My organization provides healthcare and social services to individuals or works to ensure equitable access and an effective system of care and services. This is compared to 4 (12.1%) that “want to” and 7 (21.2%) that “do not.”

### FOCUS ON HEALTHCARE ACCESS & QUALITY

23 (71.9%) agencies focus a lot on Healthcare Access and Quality, which is the connection between people’s access to and understanding of health services and their own health. This includes issues such as access to healthcare, access to primary care, health insurance coverage, and health literacy.



### ORGAN TRANSPLANT GROUP

“This is photo of members of my Organ Transplant Group of N. MI which I founded in 1997. We meet bi-monthly at the Otsego County Library. This group is to enhance the lives of all Organ Recipients and encourage those waiting for one. We help each other through life’s difficulties and good times that may appear after a transplant. A helping hand so to speak.”

# 58.1%

18 agencies have actively worked on health insurance/Medicare/Medicaid in the past year.

# 77.4%

24 agencies have actively worked on healthcare access/utilization in the past year.

# 41.9%

13 agencies have actively worked on infectious disease in the past year.

### QUESTIONS?

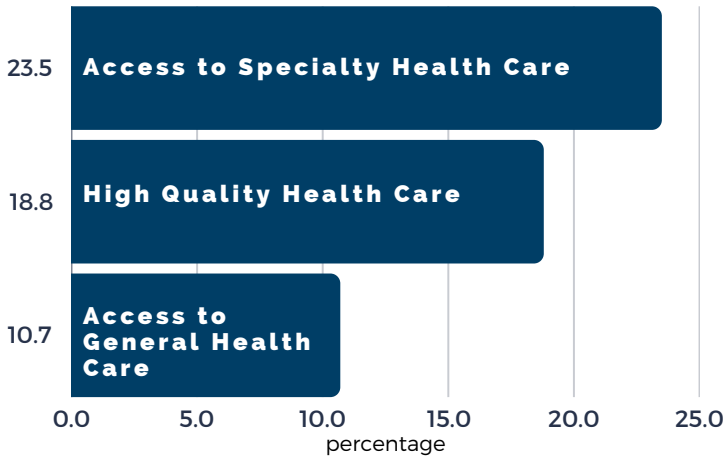
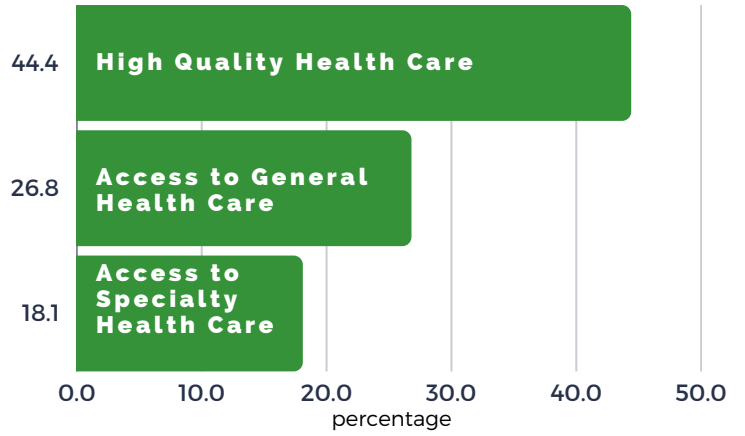
Questions about this report can be emailed to [mithrive@northernmichiganchir.org](mailto:mithrive@northernmichiganchir.org).





## MOST IMPORTANT FACTORS

Responses to “In the following list, which five assets do you think are the most important factors for a community to be considered thriving?” (n=1244)



## MOST IMPORTANT CONCERNS

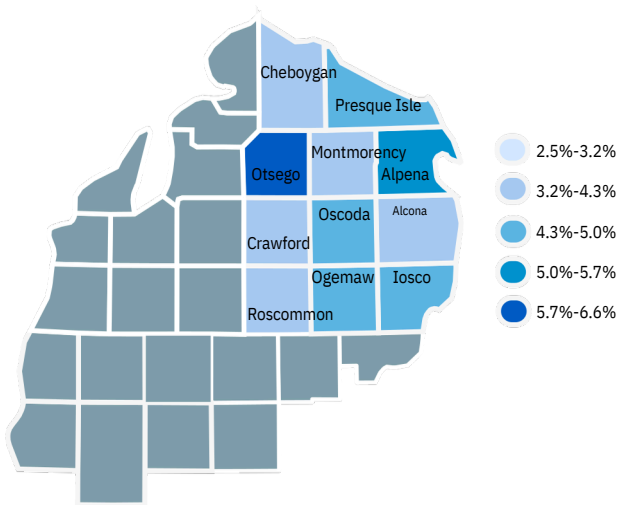
Responses to “In the following list, what are the three most important concerns within your community that should be addressed?” (n=1244)

Services	Yes	No	N/A
Health information from a source I trust	74.7%	19.5%	5.8%
Family planning services	26.9%	9.6%	63.5%
Health services for children	34.7%	11.1%	54.1%
Immunizations/ Vaccinations	89.8%	3.5%	6.7%
Prenatal/pregnancy care	25.0%	7.2%	67.7%
Primary care services	74.9%	20.9%	4.2%

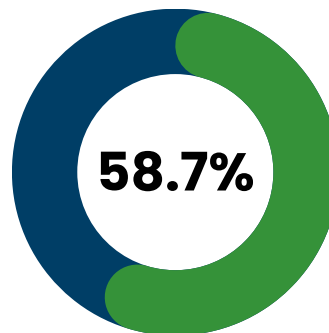
## EASY ACCESS STATEMENTS

Responses to “Please indicate whether you think you have easy access (or the ability to find and receive services) to each of the following.” (n=1244)

## ADULTS WITHOUT HEALTH INSURANCE

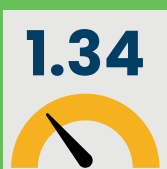


Data Source: CDC Places 2022



“SAY SPECIALTY SERVICES ARE LOCATED TOO FAR AWAY FROM YOUR AREA.”

Response to “Which of the following factors do you experience that make it harder for you to use health care services?” (n=1244)



## TOPIC SCORE & BLURB SPACE

On a scale of 0 to 3, topics with a score of 0 displays lower prioritized issues and a score of 3 displays higher prioritized issues.

This is compared to NCCHIR: 1.46 | NWCHIR: 1.25



# Broadband

## MITHRIVE REGIONAL ISSUE BRIEF

High-speed internet access improves health outcomes by enabling telemedicine, enhancing educational and economic opportunities, and fostering social connections, all of which contribute to overall well-being.

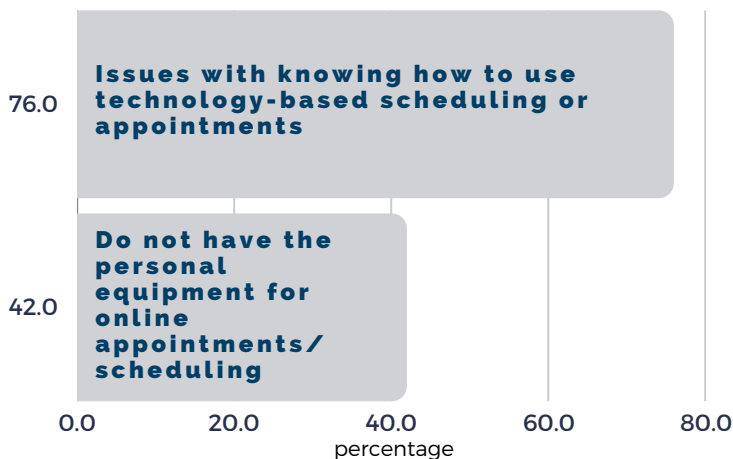
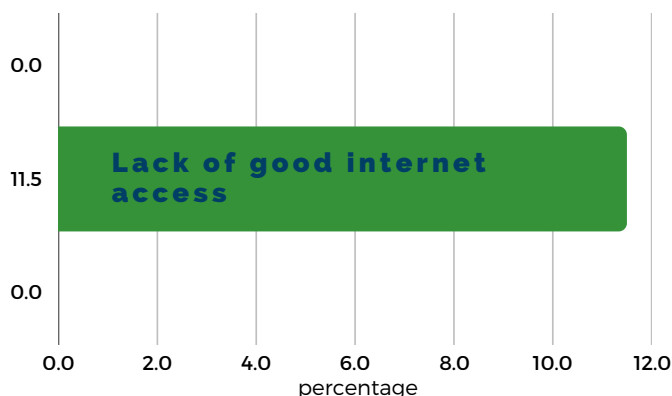


### UTILITIES

13 (40.6%) agencies actively engage with utilities more than once in the last year.

### MOST IMPORTANT CONCERNS

Responses to “In the following list, what are the three most important concerns within your community that should be addressed?” 11.5% responded “lack of internet access.” (n=1244)



### MOST IMPORTANT FACTORS

Responses to “Which of the following factors do you experience that make it harder for you to use health care services?” (n=1244)

# 57.4%

Responded “**Yes, I have easy access**” or the ability to find and receive Broadband access.

# 29.4%

Responded “**No, I do not have easy access**” or the ability to find and receive Broadband access.

# 13.2%

Responded “**Does not apply to me**” or the ability to find and receive Broadband access.

### QUESTIONS?

Questions about this report can be emailed to [mithrive@northernmichiganchir.org](mailto:mithrive@northernmichiganchir.org).



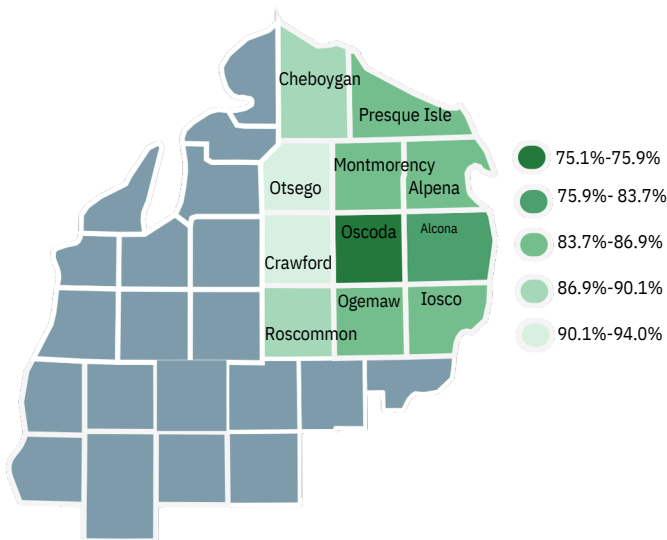


## THUNDER BAY COMMUNITY HEALTH SERVICE

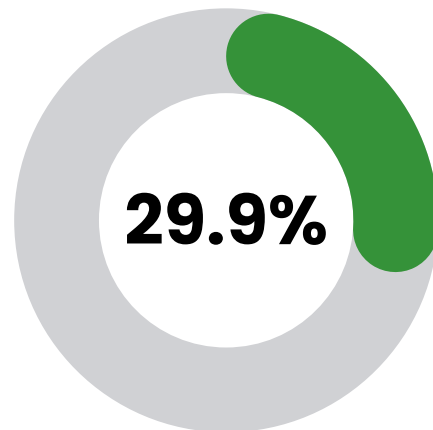
“This is a picture of Thunder Bay Community Health Services in Hillman. We are blessed to have this clinic in our town that helps provide Health Care and other services to local and nearby residents.” Thunder Bay Community Health Services has a Patient Portal on their [website](#).



## PERSONS WITH AN INTERNET SUBSCRIPTION

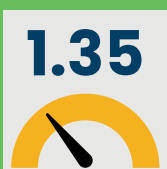


Data Source: American Community Survey (2018-2022)



## SAY INTERNET SERVICES ARE MISSING FROM THEIR COMMUNITIES.

Response to “From the list below, which resources or services are missing in your community that would benefit you?” (n=1244)



## TOPIC SCORE & BLURB SPACE

On a scale of 0 to 3, topics with a score of 0 displays lower prioritized issues and a score of 3 displays higher prioritized issues.

This is compared to NCCHIR: 1.58 | NWCHIR: 0.98

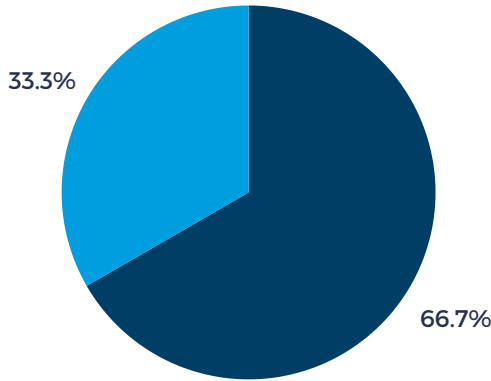




# Economic Security

## MITHRIVE REGIONAL ISSUE BRIEF

Economic stability directly impacts health, as financial hardship limits access to basic needs like healthy food, safe neighborhoods, and healthcare, leading to poorer health outcomes.

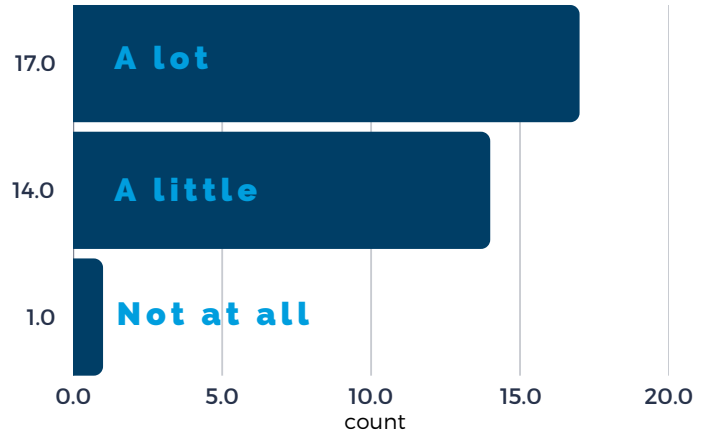


### ACCESS TO SPECIFIC SERVICES

22 agencies (66.7%) provide services specifically for individuals with low income- individuals who fall below the ALICE Household Poverty Level or individuals who fall below the Federal Poverty Level. This is compared to 11 agencies (33.3%) that provide general services.

### FOCUS ON ECONOMIC STABILITY

17 (53.1%) of agencies focus a lot on Economic Stability, which is the connection between people’s financial resources—income, cost of living, and socioeconomic status—and their health. This includes issues such as poverty, employment, food security, and housing stability.



### ST. VINCENT DEPAUL STORE

“The St Vincent DePaul Store located at 903 Lake St in Roscommon provides a valuable resource to the community. Donations are accepted anytime the store is open and many residents and visitors shop the great bargains available.”

# 40.6%

13 agencies actively engaged with community economic development more than once in the last year.

# 31.3%

10 agencies actively engaged with economic security more than once in the last year.

# 25.5%

8 agencies actively engaged with jobs/labor conditions/wages/income more than once in the last year.

### QUESTIONS?

Questions about this report can be emailed to [mithrive@northernmichiganchir.org](mailto:mithrive@northernmichiganchir.org).

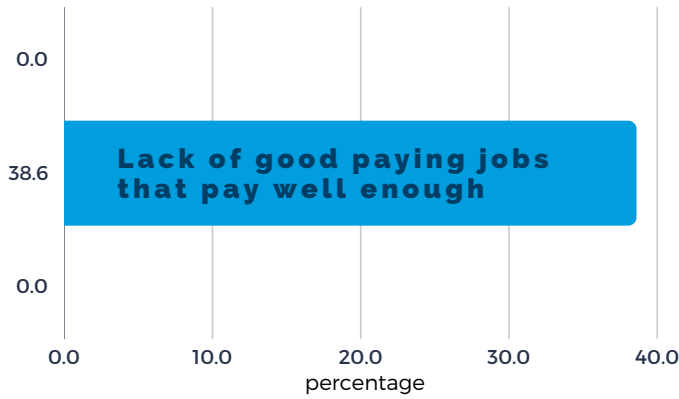
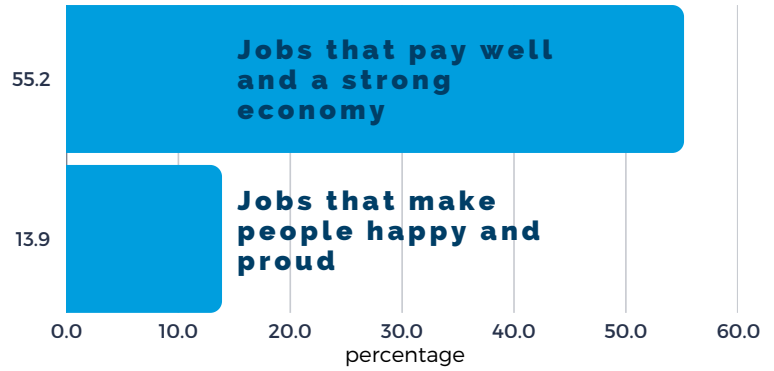






## MOST IMPORTANT FACTORS

Responses to “In the following list, which five assets do you think are the most important factors for a community to be considered thriving?” (n=1244)



## MOST IMPORTANT CONCERNS

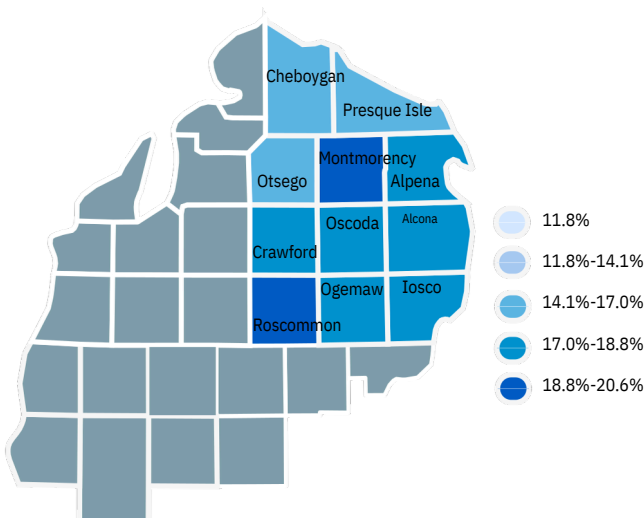
Responses to “In the following list, what are the three most important concerns within your community that should be addressed?” (n=1244)

## WAGE STATEMENTS

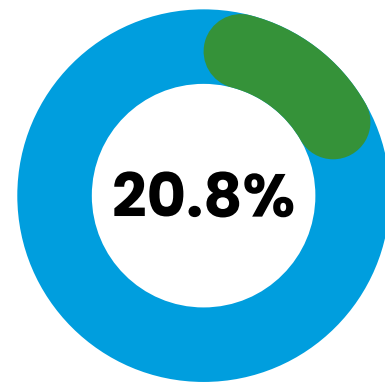
Responses to “Please indicate how strongly you agree or disagree with each of the following statements.” (n=1244)

Statement	Strongly Agree	Agree	Disagree	Strongly Disagree	I Don't Know
There are enough jobs in my community that pay well.	1.9%	15.5%	51.2%	26.6%	4.9%
People in my community have jobs that pay enough.	1.6%	17.6%	53.2%	21.3%	6.3%

## FOOD INSECURITY RATE MAP



Data Source: Feeding America (2022)



Response to “From the list below, which resources or services are missing in your community that would benefit you?” 20.8% responded “Financial Support.” (n=1244)



## TOPIC SCORE & BLURB SPACE

On a scale of 0 to 3, topics with a score of 0 displays lower prioritized issues and a score of 3 displays higher prioritized issues.

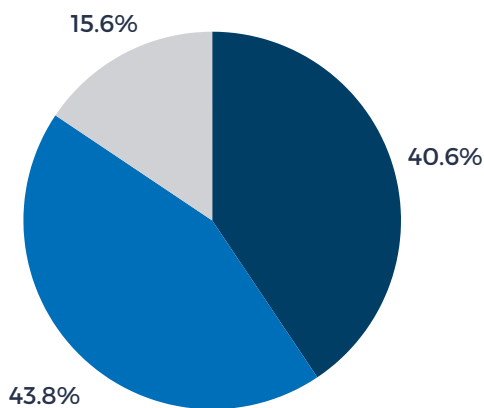
This is compared to NCCHIR: 1.76 | NWCHIR: 1.26



# Education

## MITHRIVE REGIONAL ISSUE BRIEF

Education is a key determinant of health, as higher educational attainment is associated with better health choices, increased access to healthcare, and longer life expectancy.

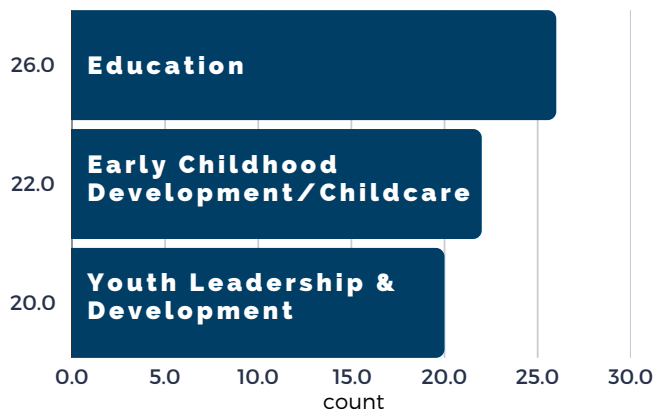


### EDUCATION ENGAGEMENT

26 (81.3%) of agencies actively engaged with education more than once in the last year. This is compared to 22 (68.8%) with early childhood development/childcare and 20 (60.5%) with Youth Leadership and development more than once in the last year.

### FOCUS ON EDUCATION

13 agencies (40.6%) focus a lot on Education Access and Services, which is the connection of education to health and well-being. This includes issues such as graduating from high school, educational attainment in general, language and literacy, and early childhood education and development. This is compared to 14 (43.8%) that focus “a little” and 5 (15.6%) that “do not”.



### FAITH-BASED EDUCATION IN ALPENA

“The churches in our communities help us live well by providing a safe place to learn about God and pray for those that need it. Many of the churches here have supplies to help the community such as food pantries, ability to help with one time shelter needs, etc. Immanuel Lutheran Church also has a Christian school attached that offers faith-based education for children PreK to 8th grade.”

# 90.6%

29 agencies **currently perform** Communication and Education.

# 6.3%

2 agencies **want to perform** Communication and Education.

# 3.1%

1 respondent **does not perform** Communication and Education.

### QUESTIONS?

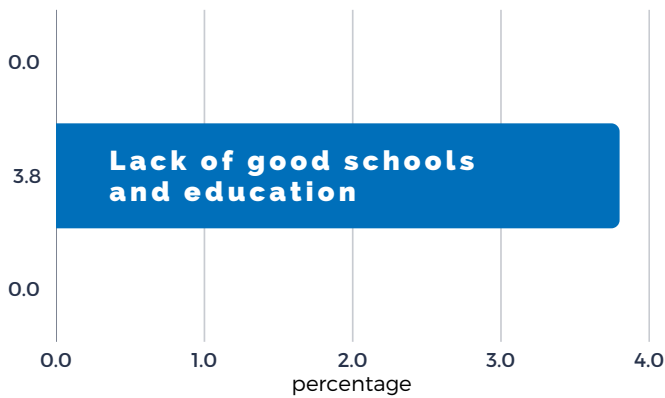
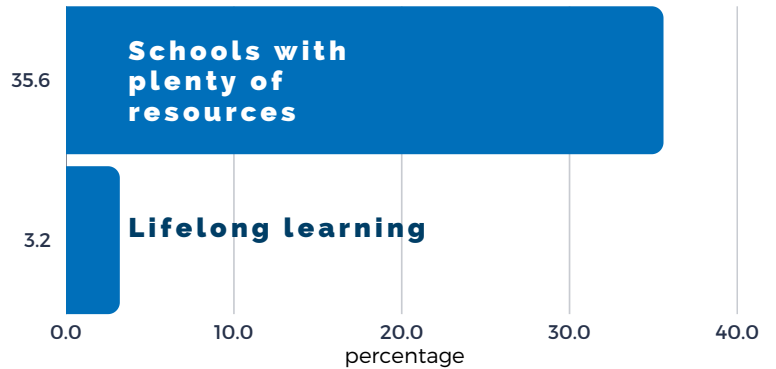
Questions about this report can be emailed to [mithrive@northernmichiganchir.org](mailto:mithrive@northernmichiganchir.org).





### MOST IMPORTANT FACTORS

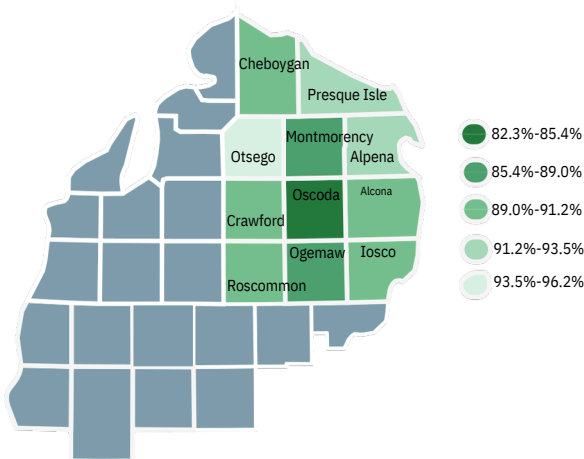
Responses to "In the following list, which five assets do you think are the most important factors for a community to be considered thriving?" (n=1244)



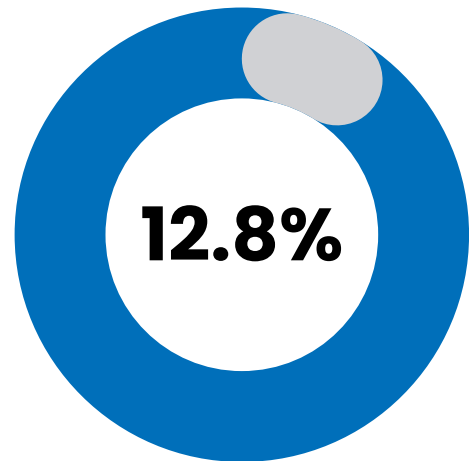
### MOST IMPORTANT CONCERNS

Responses to "In the following list, what are the three most important concerns within your community that should be addressed?" (n=1244)


### PEOPLE 25+ WITH HIGH SCHOOL DIPLOMA OR HIGHER



Data Source: American Community Survey 5-year (2018-2022)



Response to "From the list below, which resources or services are missing in your community that would benefit you?" 12.8% responded "Education." (n=1244)



### TOPIC SCORE & BLURB SPACE

On a scale of 0 to 3, topics with a score of 0 displays lower prioritized issues and a score of 3 displays higher prioritized issues.

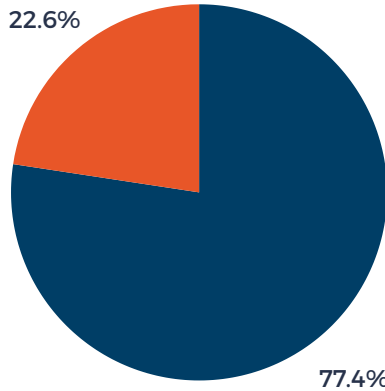
This is compared to NCCHIR: 1.62 | NWCHIR: 1.26



# Housing

## MITHRIVE REGIONAL ISSUE BRIEF

Safe and affordable housing promotes physical and mental health, while inadequate housing can contribute to chronic diseases, injuries, and poor childhood development outcomes.

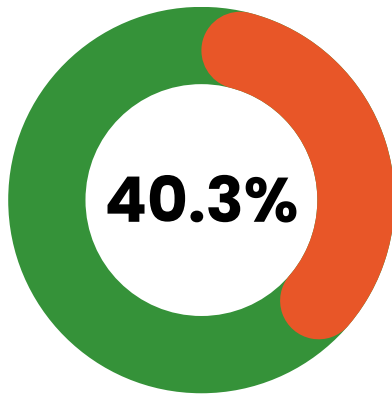
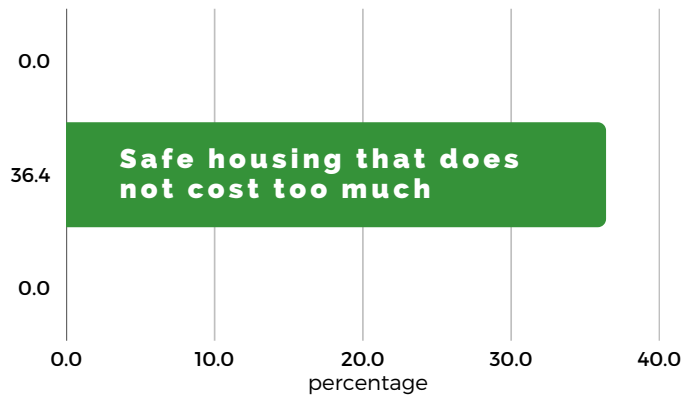


### MOST IMPORTANT FACTORS

Responses to "In the following list, which five assets do you think are the most important factors for a community to be considered thriving?" (n=1244)

### ENGAGEMENT

24 (77.4%) agencies have actively engaged with housing more than once in the last year.



### MOST IMPORTANT FACTORS

Responses to "Which of the following factors do you experience that make it harder for you to use health care services?" (n=1244)

### MISSING RESOURCES

Response to "From the list below, which resources or services are missing in your community that would benefit you?" 40.3% responded "Housing." (n=1244)



### QUESTIONS?

Questions about this report can be emailed to [mithrive@northernmichiganchir.org](mailto:mithrive@northernmichiganchir.org).





## POSSIBLE HOUSING

“Old Chief shoppnognons hotel, could be used for housing but there hasn't been anything done with it since the 90's.”

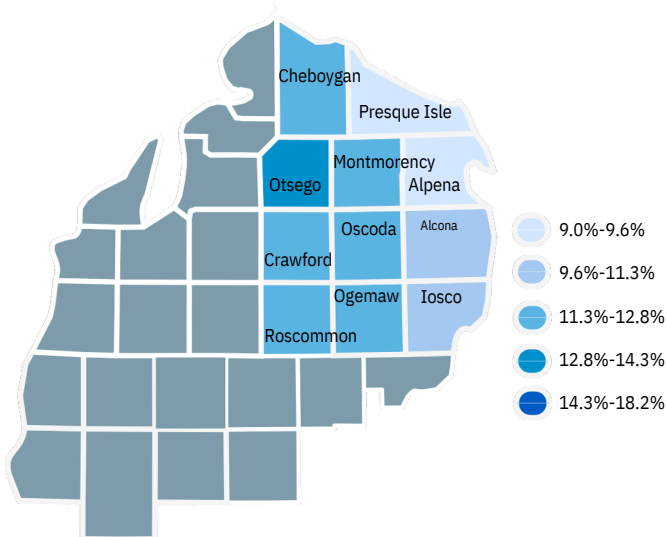


## HOUSING STATEMENTS

Responses to "Please indicate how strongly you agree or disagree with each of the following statements." (n=1244)

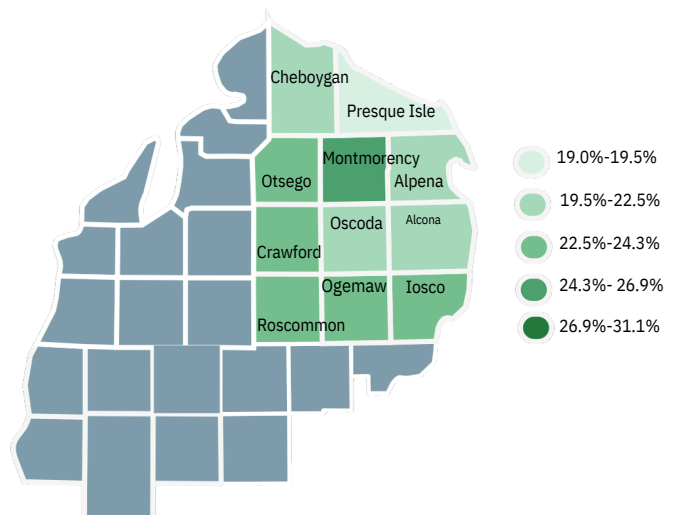
Statement	Strongly Agree	Agree	Disagree	Strongly Disagree	I Don't Know
There is enough housing available in my community that doesn't cost too much.	1.6%	8.0%	39.3%	45.4%	5.6%
There are housing support services available for older adults in my community.	4.1%	45.7%	25.5%	11.7%	12.9%

## SEVERE HOUSING PROBLEMS

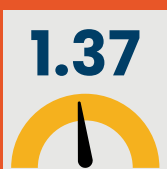


Data Source: County Health Rankings (2016-2020)

## FAMILIES WITH HIGH HOUSING-COST BURDEN



Data Source: The Annie E. Casey Foundation Kids Count (2018-2022)



## TOPIC SCORE & BLURB SPACE

On a scale of 0 to 3, topics with a score of 0 displays lower prioritized issues and a score of 3 displays higher prioritized issues.

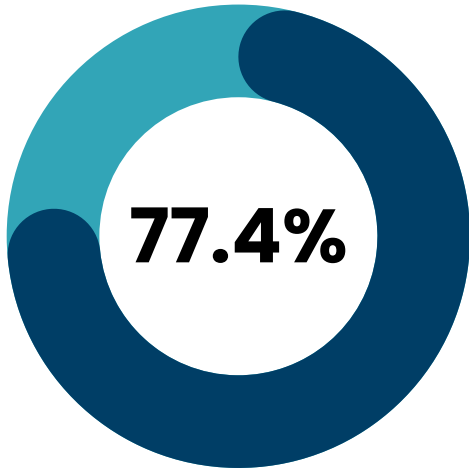
This is compared to NCCHIR: 1.38 | NWCHIR: 1.27



# Mental Health

## MITHRIVE REGIONAL ISSUE BRIEF

Mental health is critical to overall well-being and quality of life, and poor mental health increases vulnerability to chronic diseases and reduces life satisfaction.




### ENGAGED IN BEHAVIORAL WORK

24 (77.4%) agencies have actively worked on mental or behavioral health (e.g., PTSD, anxiety, trauma) in the past year.

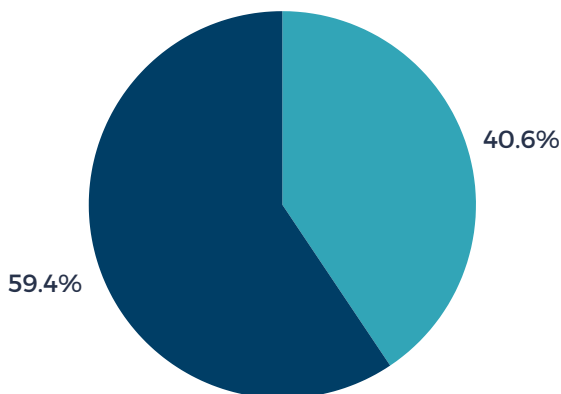
### SERVICES PROVIDED

62.5% of agencies indicated that they provide services specifically for individuals with a mental health disability. 75% of agencies indicated that they provide services specifically for individuals with an intellectual or developmental disability.



### SERVICES PROVIDED

13 (40.6%) agencies actively engaged with disability/independent living more than once in the last year.



### COMMUNITY GROUP

"My coffee group in Alcona Coffee Company."



### QUESTIONS?

Questions about this report can be emailed to [mithrive@northernmichiganchir.org](mailto:mithrive@northernmichiganchir.org).

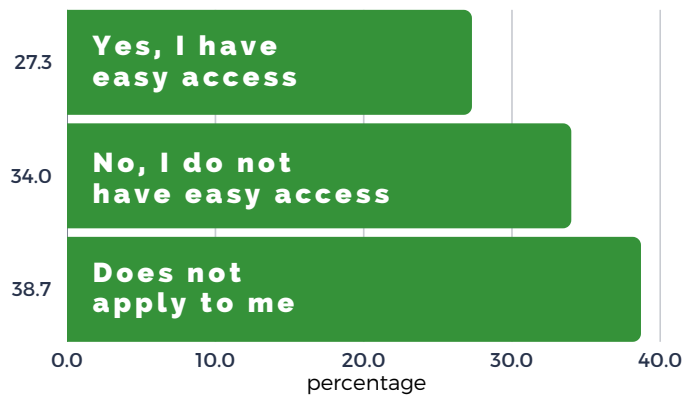







### MOST CONCERNING MEDICAL CONDITION

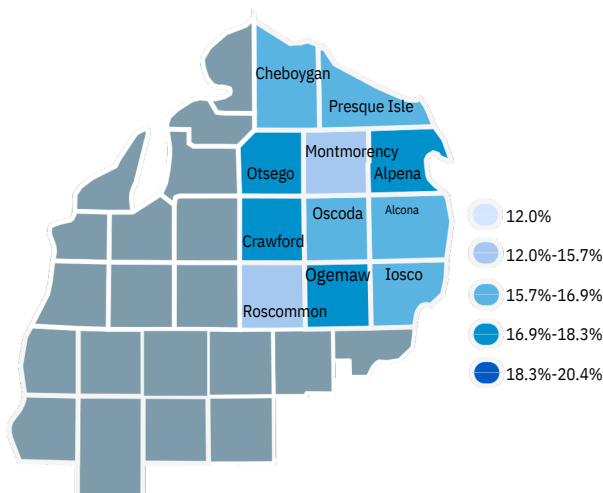
Responses to "In the following list, what do you think are the three most concerning medical conditions impacting your community?" (n=1244)



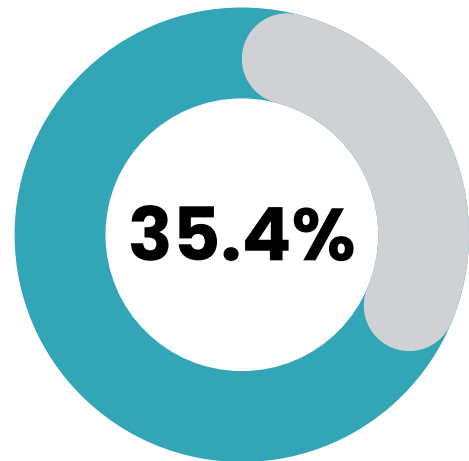
### MOST IMPORTANT MENTAL HEALTH CONCERNS

Responses to "Please indicate whether you think you have easy access (or the ability to find and receive services) to each of the following." (n=1244)

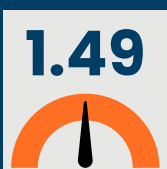
### POOR MENTAL HEALTH: 14+ DAYS



Data Source: CDC Places (2022)



"From the list below, which resources or services are missing in your community that would benefit you?" 35.4% responded "Mental Health." (n=1244)



### TOPIC SCORE & BLURB SPACE

On a scale of 0 to 3, topics with a score of 0 displays lower prioritized issues and a score of 3 displays higher prioritized issues.

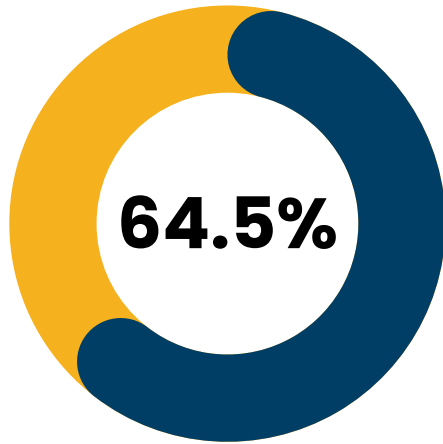
This is compared to NCCHIR: 1.69 | NWCHIR: 1.38



# Obesity

## MITHRIVE REGIONAL ISSUE BRIEF

Obesity, influenced by genetics, behavior, and environmental factors, leads to a range of health issues, including mental health challenges and chronic conditions like diabetes and heart disease.

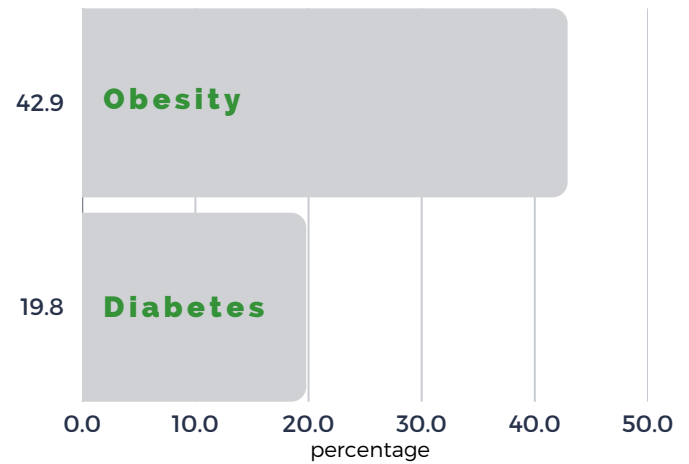


### MOST IMPORTANT FACTORS

Responses to "In the following list, what do you think are the three most concerning medical conditions impacting your community?" (n=1244)

### ACTIVELY WORKED

20 (64.7%) agencies have actively worked on chronic disease (e.g., asthma, diabetes/obesity, cardiovascular disease) in the past year.



### MET GUIDELINES FOR CHRONIC DISEASE PREVENTION

Responses to "The following statements describe a person who meets the guidelines for chronic disease prevention. For each statement, please indicate whether you think YOU, in a typical week, have met the guidelines for chronic disease prevention." (n=1244)

Guideline	Exceeded Expectations	Met Expectations	Did Not Meet Expectations
Eat 1.5-2 cups of fruits per day and 2-3 cups of vegetables per day	8.9%	42.7%	48.4%
At least 150 minutes of physical activity a week (ex. 30 minutes a day for 5 days a week)	17.5%	40.6%	41.9%
Sleep at least 7 hours each night	13.7%	52.8%	33.6%
Free from daily stress and depression	7.5%	40.9%	51.6%
Receive routine screenings every year (annual physical, etc.)	27.9%	61.2%	10.9%
Have good overall health	16.0%	68.4%	15.6%

### QUESTIONS?

Questions about this report can be emailed to [mithrive@northernmichiganchir.org](mailto:mithrive@northernmichiganchir.org).





### WINTER TRIATHLON

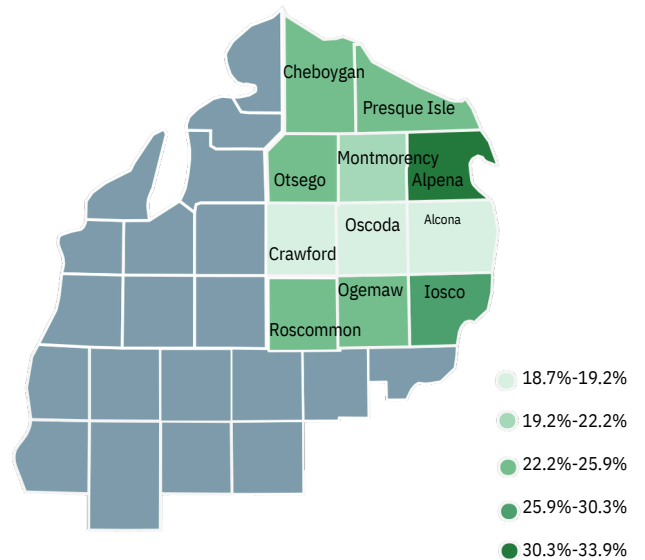
“I operate a winter triathlon in Gaylord Michigan. This keeps people active all winter when normal summer triathlons are over. People get to enjoy what winter has to offer.” “Location! Gaylord is an all seasons place and the people come back year after year to be part of something unique and special. The trails and snow and water and forests we have make it an ideal location.”



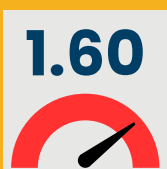
### SILVERSNEAKERS

“SilverSneakers, a community fitness program which are senior-focused classes held at the CRAF center in Roscommon. Physical activity and exercise can help seniors stay health and independent, while providing connections with other through classes, social events and social media. SilverSneakers is a free or low cost fitness program for older adults that offers access to fitness centers, online classes and on demand videos.”

### ADULTS 20+ WHO ARE OBESE



Data Source: Centers for Disease Control and Prevention (2021)



### TOPIC SCORE & BLURB SPACE

On a scale of 0 to 3, topics with a score of 0 displays lower prioritized issues and a score of 3 displays higher prioritized issues.

This is compared to NCCHIR: 1.60 | NWCHIR: 1.31



# Safety & Wellbeing

## MITHRIVE REGIONAL ISSUE BRIEF

Exposure to violence, abuse, and neglect can have lifelong detrimental effects on physical, emotional, and social health, often resulting in chronic health problems and trauma.

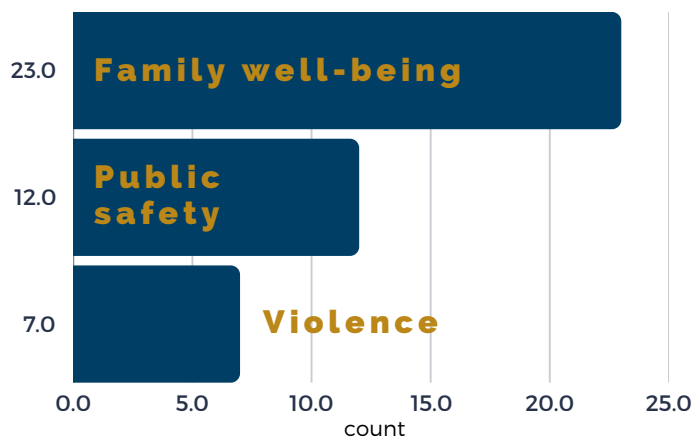


### FOCUS ON SAFETY & WELLBEING

17 (53.1%) agencies focus a lot on Neighborhood and Built Environment. 10 (31.3%) agencies focus a lot on Social and Community Context.

### ENGAGEMENT

23 (71.9%) agencies actively engage family well-being with more than once in the last year.  
12 (37.5%) agencies actively engage with public safety/violence more than once in the last year.  
7 (21.9%) agencies actively engage with violence more than once in the last year.



### ROSCOMMON COMMUNITY GARDEN

“The Roscommon Community Garden located at 108 S. Main St, Roscommon, provides free produce to the community as well as plots for interested gardeners to rent. We also offer programs for kids on the weekends.”

# 65.6%

21 agencies currently conduct assessments of living and working conditions and community needs and assets.

# 43.8%

14 agencies currently perform Investigation of Hazards.

# 37.5%

12 agencies currently perform legal and regulatory actions to improve and protect the public's health and well-being.

### QUESTIONS?

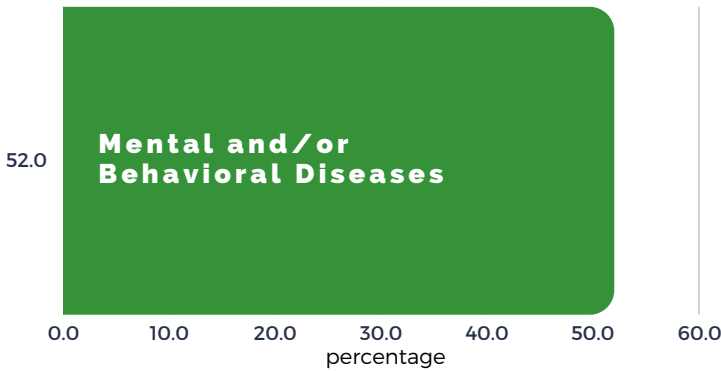
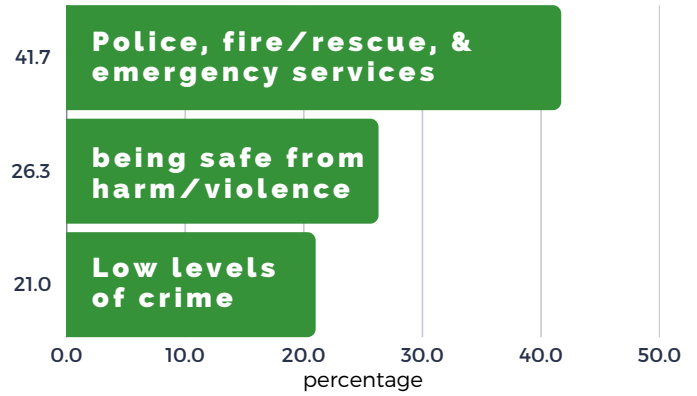
Questions about this report can be emailed to [mithrive@northernmichiganchir.org](mailto:mithrive@northernmichiganchir.org).





### MOST IMPORTANT FOR THRIVING

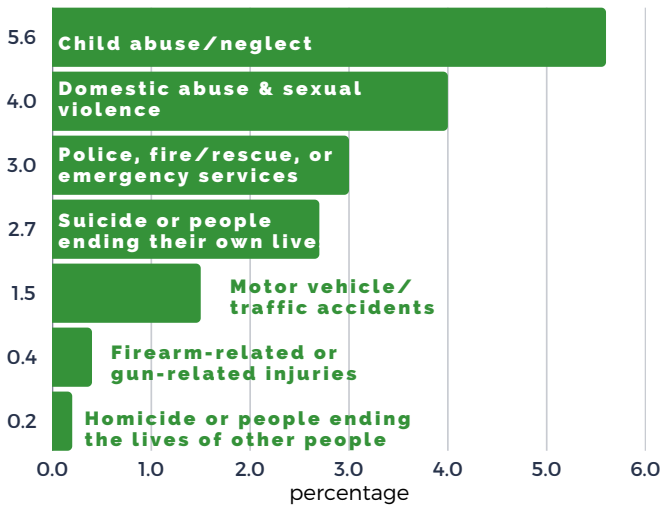
Responses to "In the following list, which five assets do you think are the most important factors for a community to be considered thriving?" (n=1244)



### MOST CONCERNING MEDICAL CONDITION

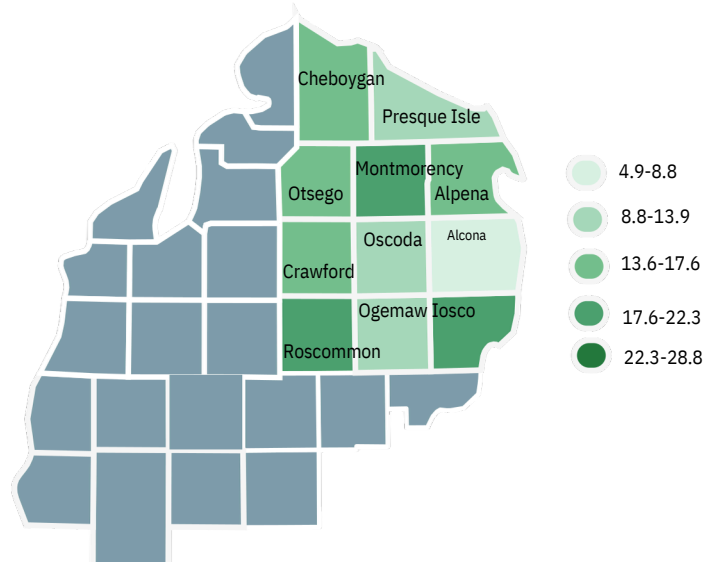
Responses to "In the following list, what do you think are the three most concerning medical conditions impacting your community?" (n=1244)

### SAFETY & WELLBEING CONCERNS



Responses to "In the following list, what are the three most important concerns within your community that should be addressed?" n=1244)

### CHILD ABUSE RATES (CASES PER 1,000 CHILDREN)



Data Source: The Annie E. Casey Foundation Kids Count (2023)



### TOPIC SCORE & BLURB SPACE

On a scale of 0 to 3, topics with a score of 0 displays lower prioritized issues and a score of 3 displays higher prioritized issues.

This is compared to NCCHIR: 1.71 | NWCHIR: 1.57