

MiThrive Regional Issue Brief

2024



Antrim, Benzie, Charlevoix, Emmet, Grand Traverse, Kalkaska, Leelanau,
Manistee, Missaukee, and Wexford Counties



TABLE OF CONTENTS



START HERE: NAVIGATION GUIDE

- **COMMUNITY PARTNER ASSESSMENT DATA (CPA)**
- **COMMUNITY STATUS ASSESSMENT DATA (CSA)**
- **COMMUNITY CONTEXT ASSESSMENT DATA (CCA)**



1) ACCESS TO HEALTH CARE 1



2) BROADBAND 3



3) ECONOMIC SECURITY 5



4) EDUCATION 7



5) ENVIRONMENTAL/INFRASTRUCTURE 9



9) HOUSING 11



7) MENTAL HEALTH 13



8) OBESITY 15




9) SAFETY & WELLBEING 17



NAVIGATION GUIDE

Use this helpful navigation guide to aid in your understanding of the layout of each **theme**. Each **theme** explores up to three types of data across two pages: **CPA Data**, **CSA Data** (Primary & Secondary), and **CCA Data** (if available). The **Topic Scores** are located on the bottom of the second page.



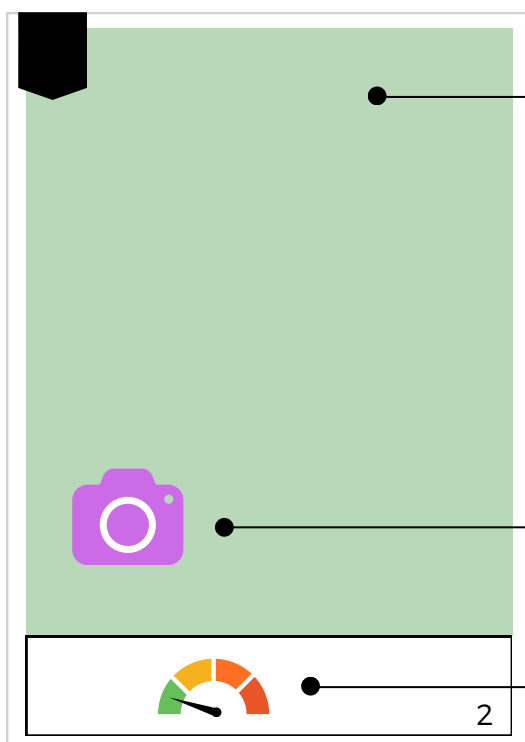
Theme Icon: Indicates the theme of a particular section.

Community Partner Assessment Data (CPA): Data collected from community partners that looks at individual systems, processes, and capacities; and collective capacity as a network of community partners to address health inequities.

Community Status Assessment Data (CSA): Quantitative data (primary and secondary) on the status of communities from trusted local, state, and national sources.

Community Context Assessment Data (CCA): Qualitative photographic data by way of photos and captions. You can find additional CCA Data in a digital flipbook [HERE](#).

Topic Score: Every secondary indicator is given a score based on trends over time and comparisons to the state, national, and health people targets. The indicators were combined into topics and the indicator scores were averaged to get a topic score. On a scale of 0 to 3, topics with a score of 0 displays lower prioritized issues and a score of 3 displays higher prioritized issues.



More Info: Click on the icons below to learn more about MiThrive and to receive our newsletter!



[MiThrive Data Platform](#)



[MiThrive Video](#)



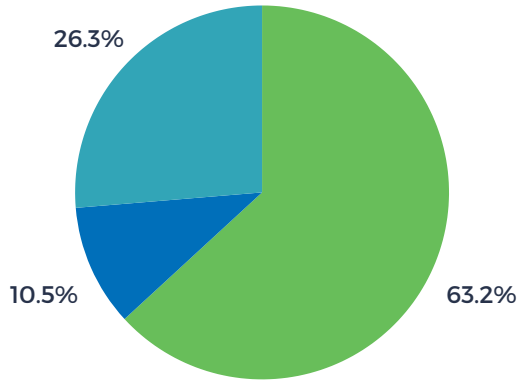
[Subscribe to Newsletter](#)



Access to Health Care

MITHRIVE REGIONAL ISSUE BRIEF

Access to quality healthcare services is essential for disease prevention, early detection, and effective treatment, improving overall health and increasing life expectancy.

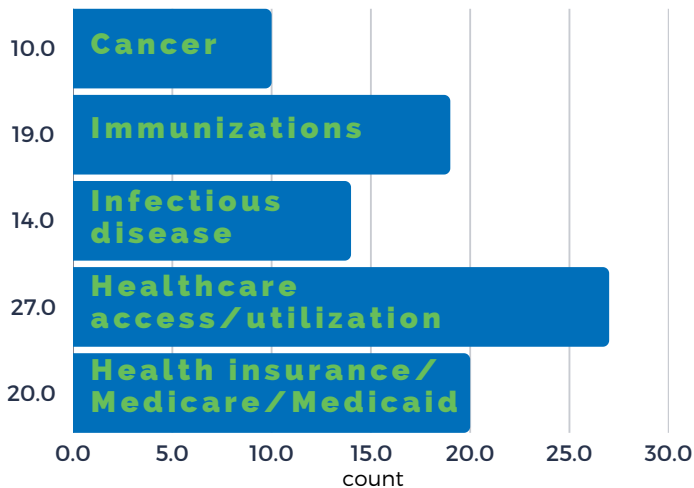
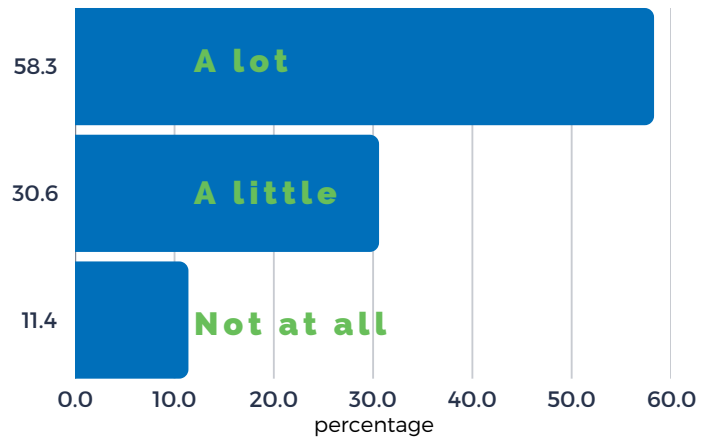


PERFORMS ACCESS TO CARE

24 agencies (63.2%) currently perform Access to Care: My organization provides healthcare and social services to individuals or works to ensure equitable access and an effective system of care and services. This is compared to 4 (10.5%) that “want to” and 10 (26.3%) that “do not.”

FOCUS ON HEALTHCARE ACCESS & QUALITY

21 (58.3%) agencies focus a lot on Healthcare Access and Quality, which is the connection between people’s access to and understanding of health services and their own health. This includes issues such as access to healthcare, access to primary care, health insurance coverage, and health literacy.



AREAS ACTIVELY WORKED

27 agencies (73%) actively worked on healthcare access/utilization within the past year. This is compared to 10 (27%) that worked on cancer, 19 (51.4%) on immunizations, 14 (37.8%) on infectious disease, and 20 (54.1%) on health insurance/Medicare/Medicaid.

63.2%

24 agencies **currently perform** Access to Care.

10.5%

4 agencies **want to perform** Access to Care.

26.3%

10 agencies **do not perform** Access to Care.

QUESTIONS?

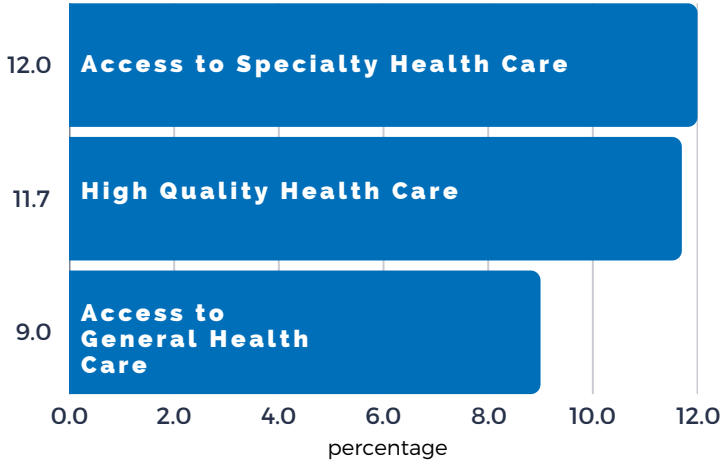
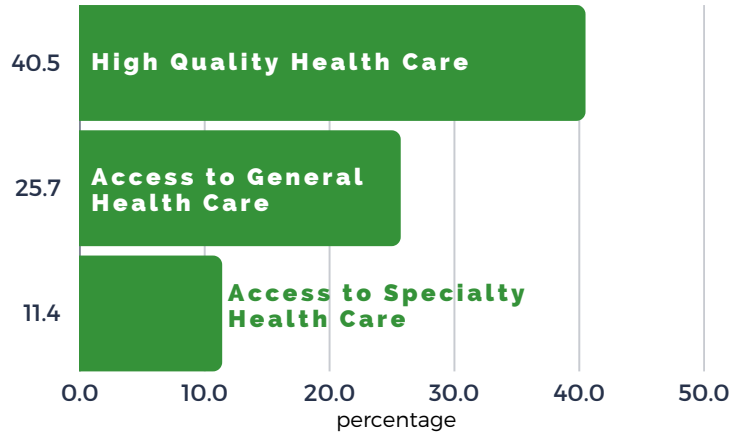
Questions about this report can be emailed to mithrive@northernmichiganchir.org.





MOST IMPORTANT FACTORS

Responses to “In the following list, which five assets do you think are the most important factors for a community to be considered thriving?” (n=888)



MOST IMPORTANT CONCERNS

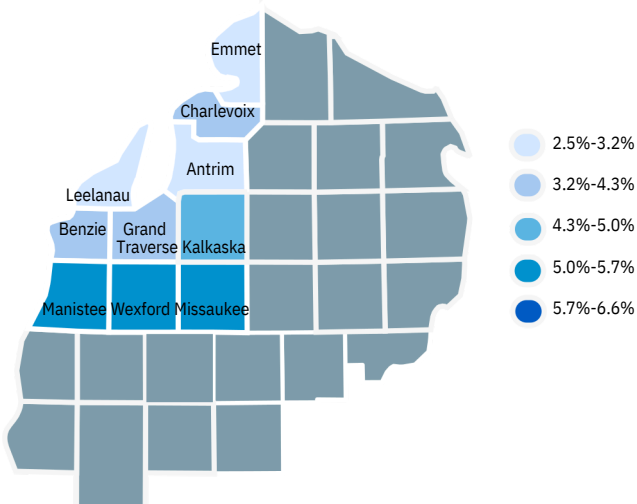
Responses to “In the following list, what are the three most important concerns within your community that should be addressed?” (n=888)

Services	Yes	No	N/A
Health information from a source I trust	79.5%	16.7	3.9%
Family planning services	32.4%	6.9%	60.6%
Health services for children	37.3%	10.1%	52.7%
Immunizations/ Vaccinations	93.0%	2.9%	4.1%
Prenatal/pregnancy care	23.0%	8.4%	68.6%
Primary care services	79.7%	17.6%	2.7%

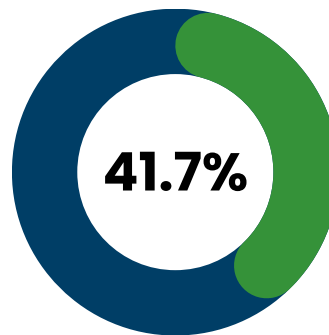
EASY ACCESS STATEMENTS

Responses to “Please indicate whether you think you have easy access (or the ability to find and receive services) to each of the following.” (n=888)

ADULTS WITHOUT HEALTH INSURANCE

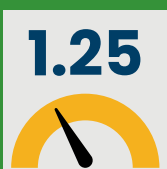


Data Source: CDC Places 2022



“SAY COST OF HEALTHCARE (PREMIUMS, DEDUCTIBLE, COPAY).”

Response to “Which of the following factors do you experience that make it harder for you to use health care services?” (n=888)



TOPIC SCORE & BLURB SPACE

On a scale of 0 to 3, topics with a score of 0 displays lower prioritized issues and a score of 3 displays higher prioritized issues.

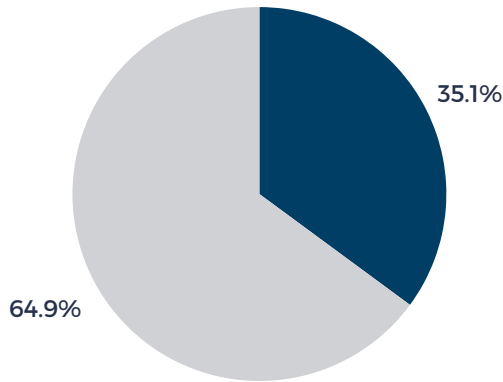
This is compared to NECHIR: 1.34 | NCCHIR: 1.46



Broadband

MITHRIVE REGIONAL ISSUE BRIEF

High-speed internet access improves health outcomes by enabling telemedicine, enhancing educational and economic opportunities, and fostering social connections, all of which contribute to overall well-being.

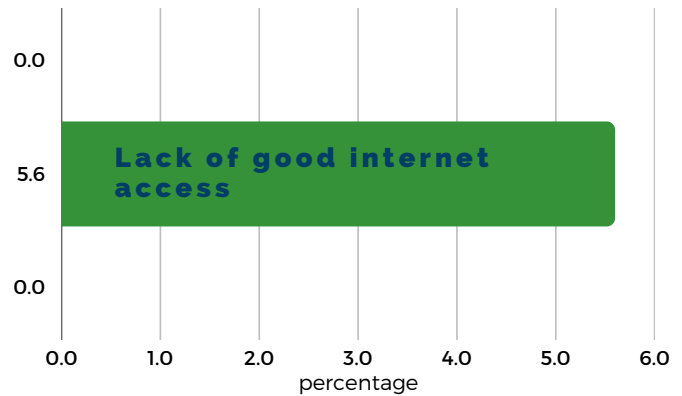


UTILITIES

13 (35.1%) agencies actively engage with utilities more than once in the last year.

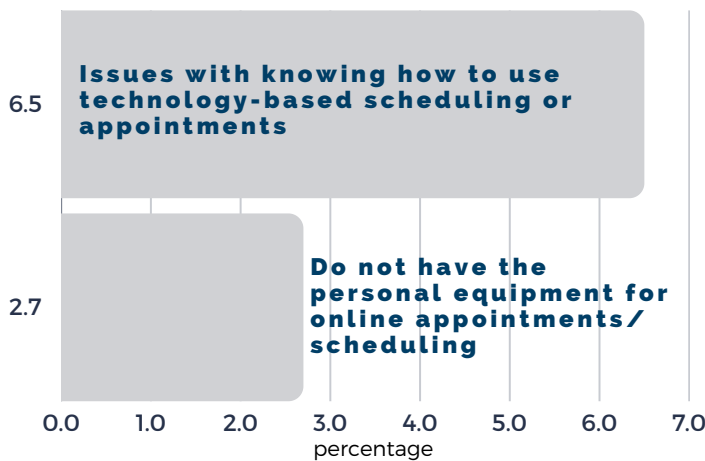
MOST IMPORTANT CONCERNS

Responses to “In the following list, what are the three most important concerns within your community that should be addressed?” 5.6% responded “lack of internet access.” (n=888)



MOST IMPORTANT FACTORS

Responses to “Which of the following factors do you experience that make it harder for you to use health care services?” (n=888)



70.3%

Responded “**Yes, I have easy access**” or the ability to find and receive Broadband access.

23.8%

Responded “**No, I do not have easy access**” or the ability to find and receive Broadband access.

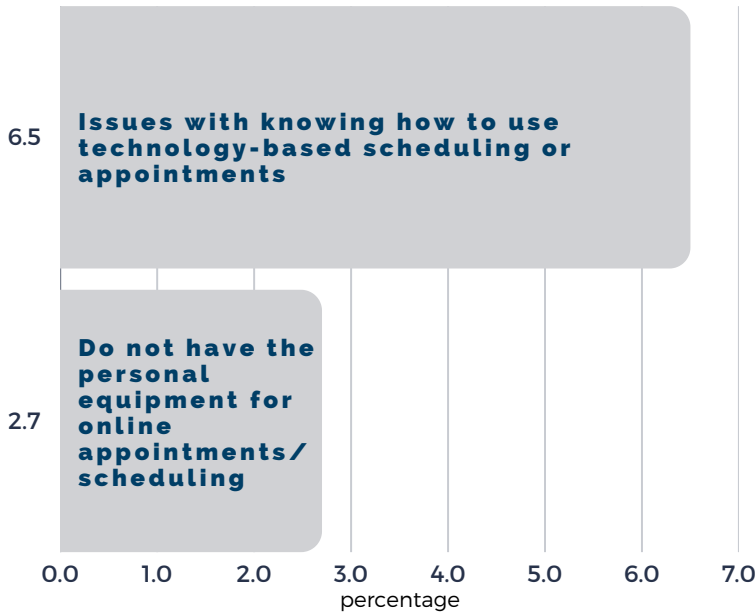
5.9%

Responded “**Does not apply to me**” or the ability to find and receive Broadband access.

QUESTIONS?

Questions about this report can be emailed to mithrive@northernmichiganchir.org.

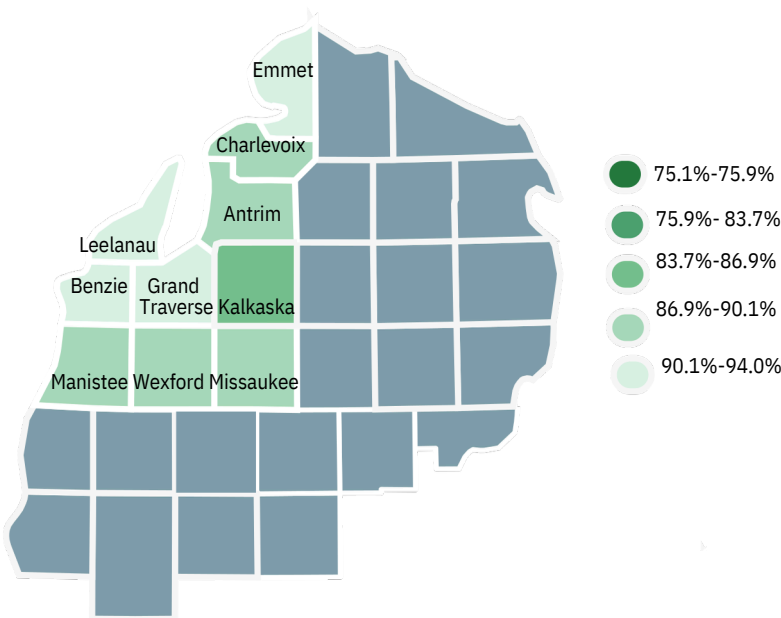




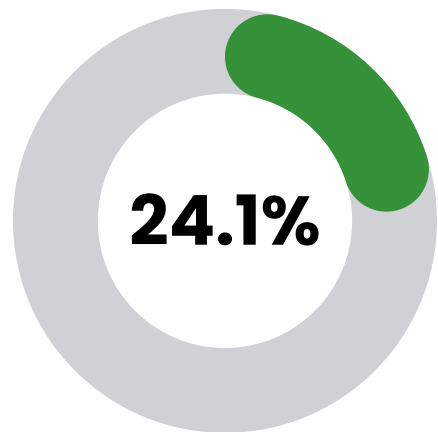
MOST IMPORTANT FACTORS

Responses to “Which of the following factors do you experience that make it harder for you to use health care services?” (n=888)

PERSONS WITH AN INTERNET SUBSCRIPTION



Data Source: American Community Survey (2018-2022)



SAY INTERNET SERVICES ARE MISSING FROM THEIR COMMUNITIES.

Response to “From the list below, which resources or services are missing in your community that would benefit you?” (n=888)



TOPIC SCORE & BLURB SPACE

On a scale of 0 to 3, topics with a score of 0 displays lower prioritized issues and a score of 3 displays higher prioritized issues.

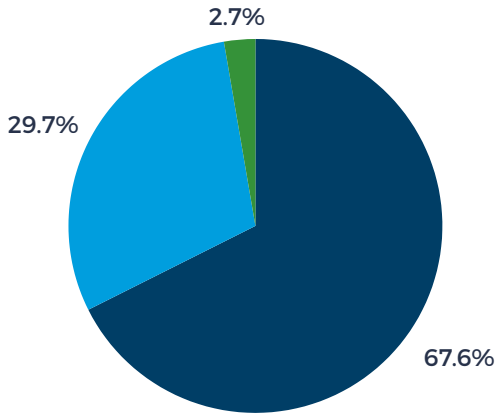
This is compared to NCCHIR: 1.58 | NECHIR: 1.35



Economic Security

MITHRIVE REGIONAL ISSUE BRIEF

Economic stability directly impacts health, as financial hardship limits access to basic needs like healthy food, safe neighborhoods, and healthcare, leading to poorer health outcomes.

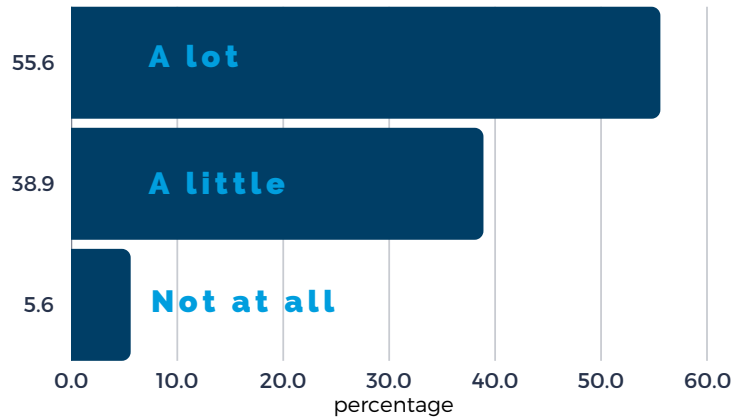


FOCUS ON ECONOMIC STABILITY

20 (55.6%) of agencies focus a lot on Economic Stability: The connection between people’s financial resources—income, cost of living, and socioeconomic status—and their health. This includes issues such as poverty, employment, food security, and housing stability.


ACCESS TO SPECIFIC SERVICES

25 agencies (67.6%) provide services “specifically” for individuals with low income- individuals who fall below the ALICE Household Poverty Level or individuals who fall below the Federal Poverty Level. This is compared to 11 agencies (29.7%) that provide “general services” and 1 (2.7%) that “do not.”



CHILDCARE IN BENZIE

“This photo represents childcare in our community-- both gratitude for the loving care from the folks inside it, but also drawing attention to the limited resources they work with. In Benzie County, there are limited year-round options for children of all ages. Buildings are challenged by maintenance costs. Teachers are challenged by low wages and poor (or no) benefits. Parents cobble together care to meet the minimum care needed to maintain jobs.”



45.9%

17 agencies actively engaged with community economic development more than once in the last year.

29.7%

11 agencies actively engaged with economic stability more than once in the last year.

24.3%

9 agencies actively engaged with jobs/labor conditions/wages/income more than once in the last year.

QUESTIONS?

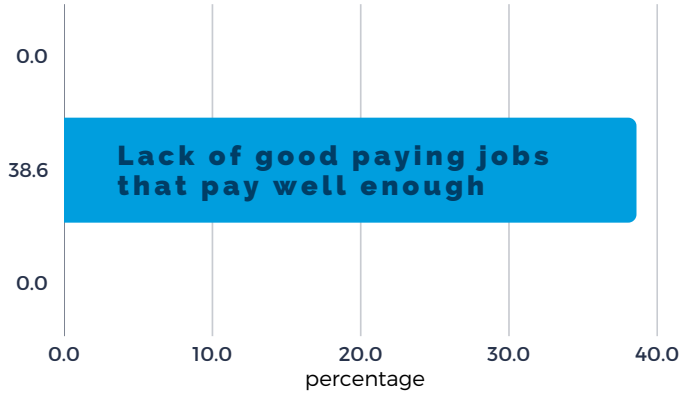
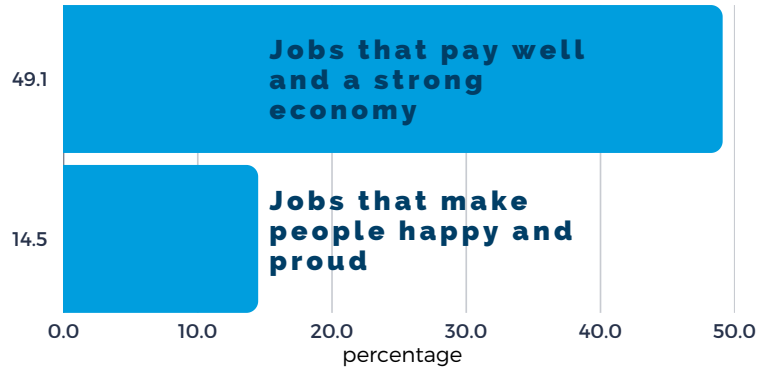
Questions about this report can be emailed to mithrive@northernmichiganchir.org.





MOST IMPORTANT FACTORS

Responses to “In the following list, which five assets do you think are the most important factors for a community to be considered thriving?” (n=888)



MOST IMPORTANT CONCERNS

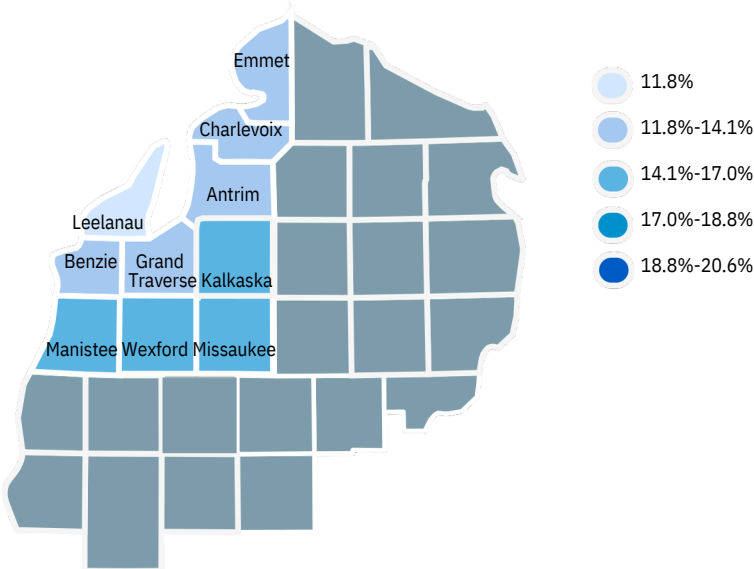
Responses to “In the following list, what are the three most important concerns within your community that should be addressed?” (n=888)

WAGE STATEMENTS

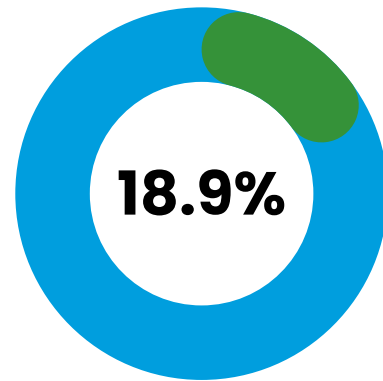
Responses to “Please indicate how strongly you agree or disagree with each of the following statements.” (n=888)

Statement	Strongly Agree	Agree	Disagree	Strongly Disagree	I Don't Know
There are enough jobs in my community that pay well.	0.9%	15.4%	47.2%	29.1%	7.5%
People in my community have jobs that pay enough.	0.9%	20.0%	50.2%	22.0%	6.9%

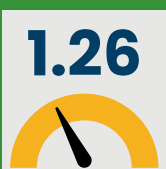
FOOD INSECURITY RATE MAP



Data Source: Feeding America (2022)



Response to “From the list below, which resources or services are missing in your community that would benefit you?” 26.9% responded “Financial Support.” (n=888)



TOPIC SCORE & BLURB SPACE

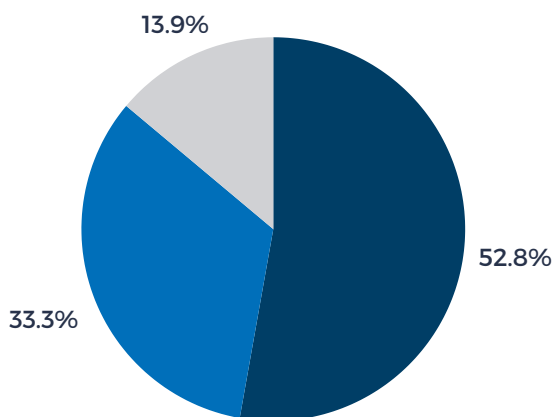
On a scale of 0 to 3, topics with a score of 0 displays lower prioritized issues and a score of 3 displays higher prioritized issues. This is compared to NECHIR: 1.74 | NCCHIR: 1.76



Education

MITHRIVE REGIONAL ISSUE BRIEF

Education is a key determinant of health, as higher educational attainment is associated with better health choices, increased access to healthcare, and longer life expectancy.

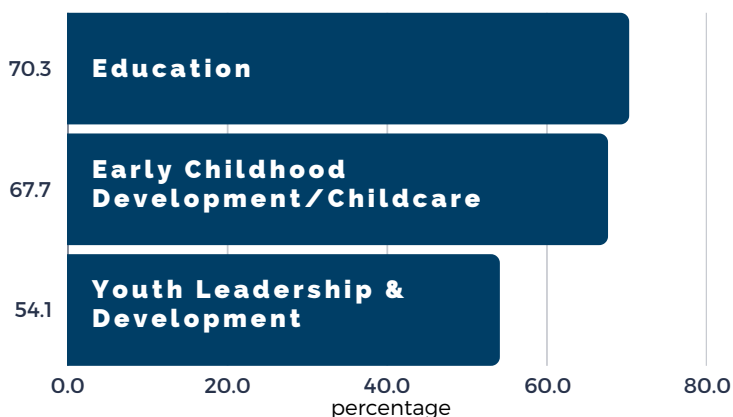


EDUCATION ENGAGEMENT

26 (70.3%) of agencies actively engaged with education more than once in the last year. This is compared to 25 (67.65%) with early childhood development/childcare and 20 (54.1%) with Youth Leadership and development more than once in the last year.

FOCUS ON EDUCATION

19 agencies (52.8%) focus a lot on Education Access and Services, which is the connection of education to health and well-being. This includes issues such as graduating from high school, educational attainment in general, language and literacy, and early childhood education and development. This is compared to 12 (33.3%) that focus “a little” and 5 (13.9%) that “do not”.



LIBRARY IN BENZIE

“Our local library. The building itself is lovely, with a newly expanded children's area and outdoor sound garden, but what's really special are the people who make it such a community. They know your kid's name and greet them like it's the most important part of their day, and then chat with the kids, while I quickly browse the new arrivals...”

82.1%

32 agencies **currently perform** Communication and Education.

12.8%

5 agencies **want to perform** Communication and Education.

5.1%

2 respondent **does not** perform Communication and Education.

QUESTIONS?

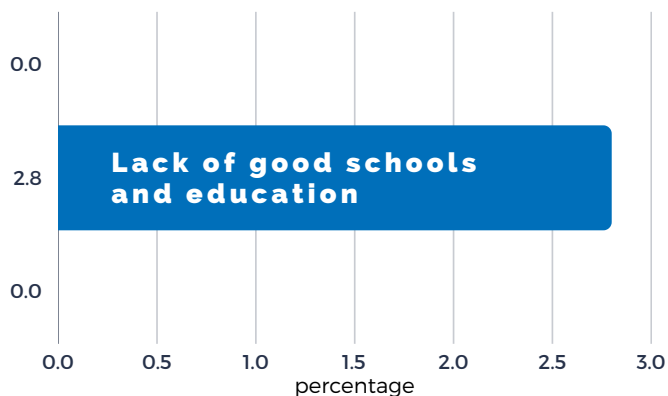
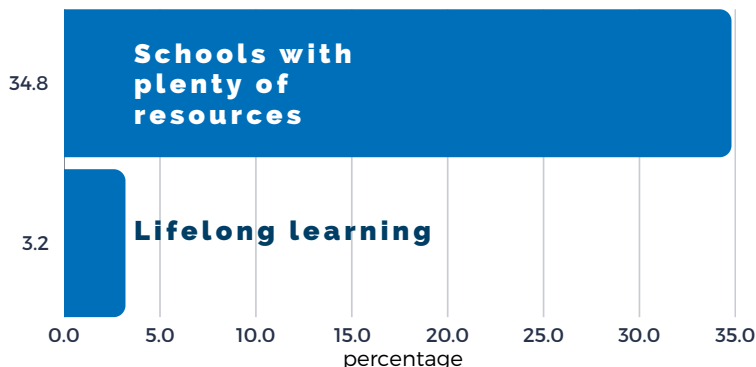
Questions about this report can be emailed to mithrive@northernmichiganchir.org.





MOST IMPORTANT FACTORS

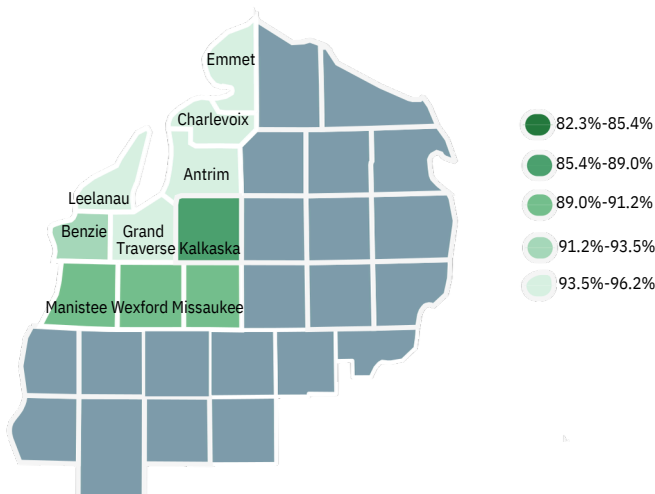
Responses to "In the following list, which five assets do you think are the most important factors for a community to be considered thriving?" (n=888)



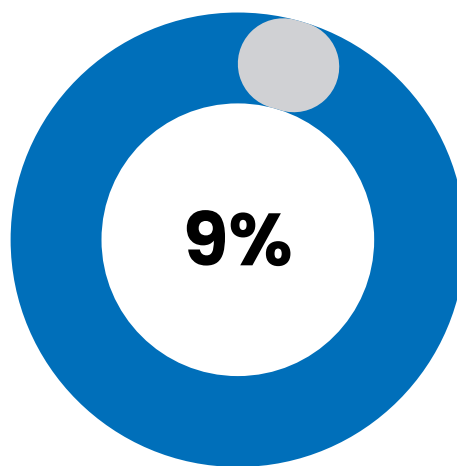
MOST IMPORTANT CONCERNS

Responses to "In the following list, what are the three most important concerns within your community that should be addressed?" (n=888)

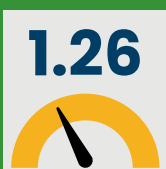
PEOPLE 25+ WITH HIGH SCHOOL DIPLOMA OR HIGHER



Data Source: American Community Survey 5-year (2018-2022)



Response to "From the list below, which resources or services are missing in your community that would benefit you?" 9.0% responded "Education." (n=888)



TOPIC SCORE & BLURB SPACE

On a scale of 0 to 3, topics with a score of 0 displays lower prioritized issues and a score of 3 displays higher prioritized issues.

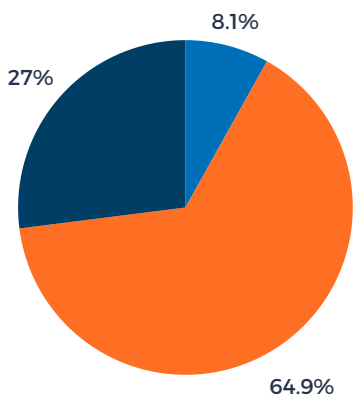
This is compared to NECHIR: 1.66 | NCCHIR: 1.62



Environmental/Infrastructure

MITHRIVE REGIONAL ISSUE BRIEF

A healthy environment and robust infrastructure—such as clean air, water, transportation, and green spaces—are vital for preventing disease, promoting physical activity, and supporting overall public health.

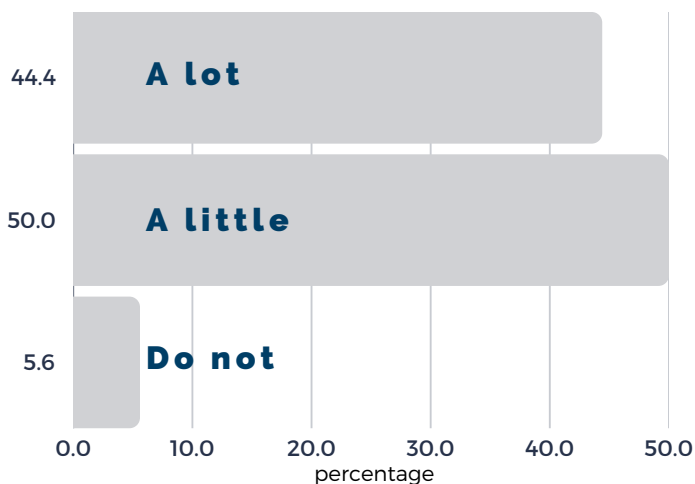


FOCUS ON EDUCATION ACCESS & SERVICES

16 (44.4%) of agencies focus “a lot” on Neighborhood and Built Environment, which is the connection between where a person lives—housing, neighborhood, and environment— and their health and well-being. This is compared to 18 (50.0%) that focus “a little” and 2 (5.6%) that “do not.”

ORGANIZATIONS PERFORMING ASSESMENTS

24 (64.9%) agencies “currently perform” Assessment: My organization conducts assessments of living and working conditions and community needs and assets. This is compared to 3 (8.1%) that “would like to” and 10 (27%) that “do not.”



DUFFY PARK IN MANISTEE

“This is a photo of Duffy Park, a dedicated space to allow kids to learn sports is a safe environment. I especially appreciate that there is a playground for kids to enjoy when they are not having their practice or game. It helps my family live well by providing an opportunity for recreation, community, and fun.”

57.9%

22 agencies **currently perform** Organizational Infrastructure & Workforce.

21.1%

8 agencies **want to perform** Organizational Infrastructure & Workforce.

21.1%

8 agencies **do not perform** Organizational Infrastructure & Workforce.

QUESTIONS?

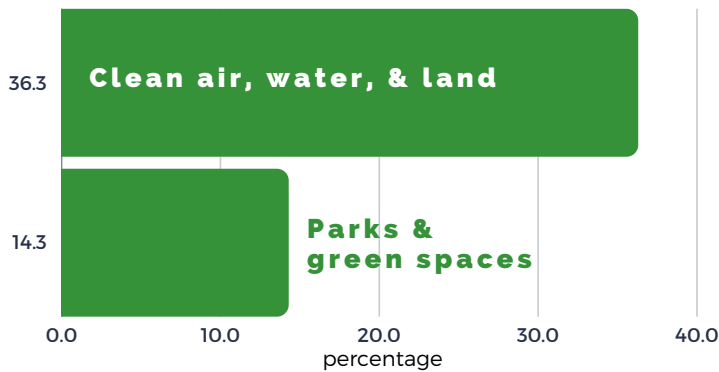
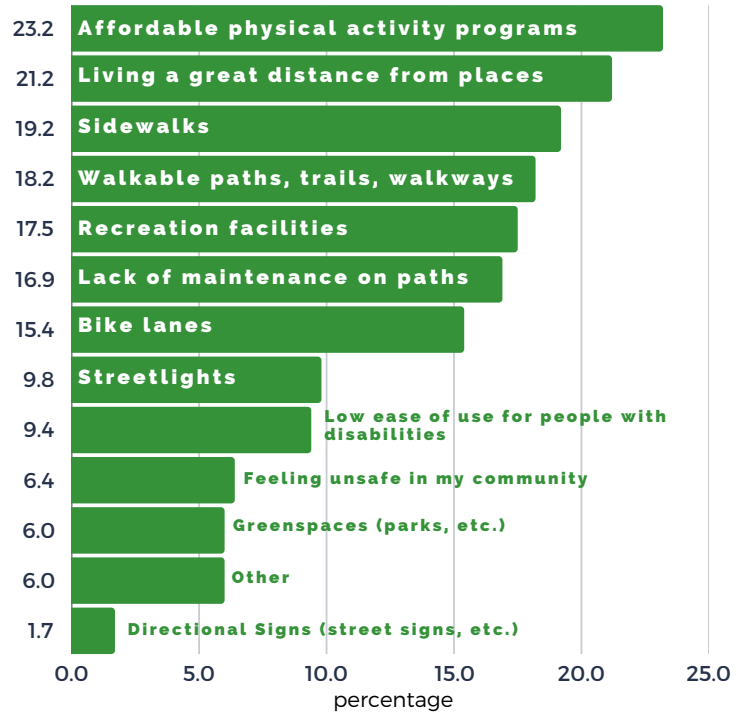
Questions about this report can be emailed to mithrive@northernmichiganchir.org.





BARRIERS TO ACTIVITY

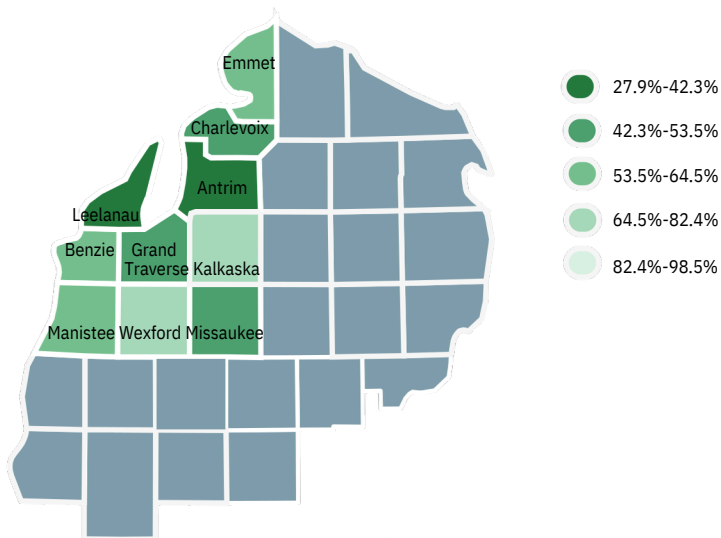
Responses to "Do any of the following issues currently prevent you from being more active in your community?" (n=888)



MOST IMPORTANT FOR THRIVING

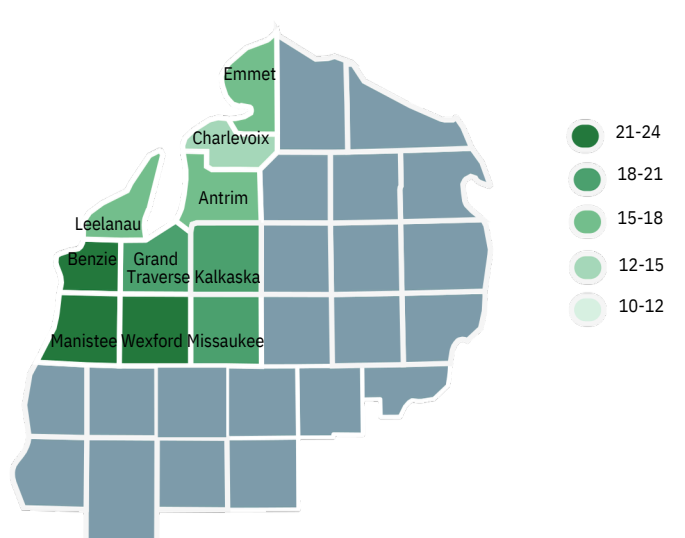
Responses to "In the following list, which five assets do you think are the most important factors for a community to be considered thriving?" (n=888)

ACCESS TO PARKS



Data Source: National Environmental Public Health Tracking Network (2020)

NUMBER OF EXTREME HEAT DAYS



Data Source: National Environmental Public Health Tracking Network (2023)



TOPIC SCORE & BLURB SPACE

On a scale of 0 to 3, topics with a score of 0 displays lower prioritized issues and a score of 3 displays higher prioritized issues.

This is compared to NCCHIR: 1.39



Housing

MITHRIVE REGIONAL ISSUE BRIEF

Safe and affordable housing promotes physical and mental health, while inadequate housing can contribute to chronic diseases, injuries, and poor childhood development outcomes.

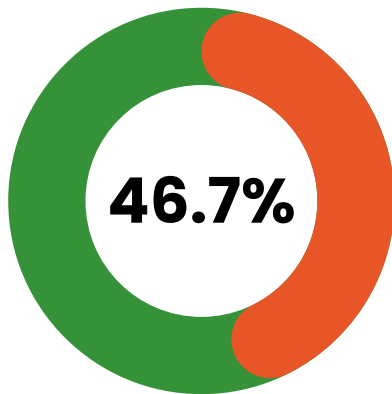
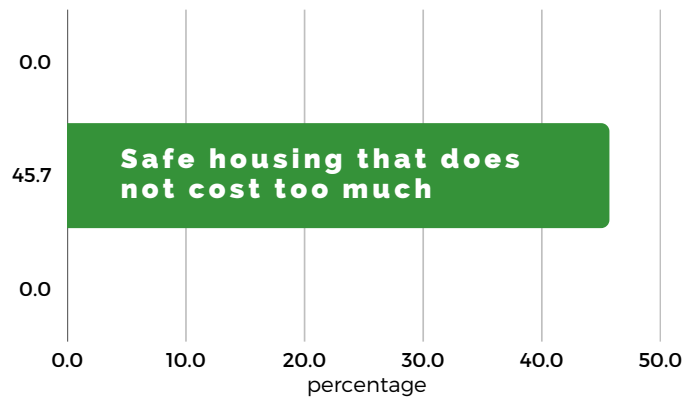


MOST IMPORTANT FACTORS

Responses to "In the following list, which five assets do you think are the most important factors for a community to be considered thriving?" (n=888)

ENGAGEMENT

20 (54.1%) agencies have actively engaged with housing more than once in the last year.



MOST IMPORTANT CONCERNS

Responses to "In the following list, what are the three most important concerns within your community that should be addressed?" (n=888)

MISSING RESOURCES

Response to "From the list below, which resources or services are missing in your community that would benefit you?" 46.7% responded "Housing." (n=888)



QUESTIONS?

Questions about this report can be emailed to mithrive@northernmichiganchir.org.





MARY MARGARET HOUSE IN EMMET

"This is the Mary Margaret House in Petoskey- a homeless shelter that is regularly full of people who work hard, going through difficult circumstances and receiving support from community members but unfortunately also face stigma."

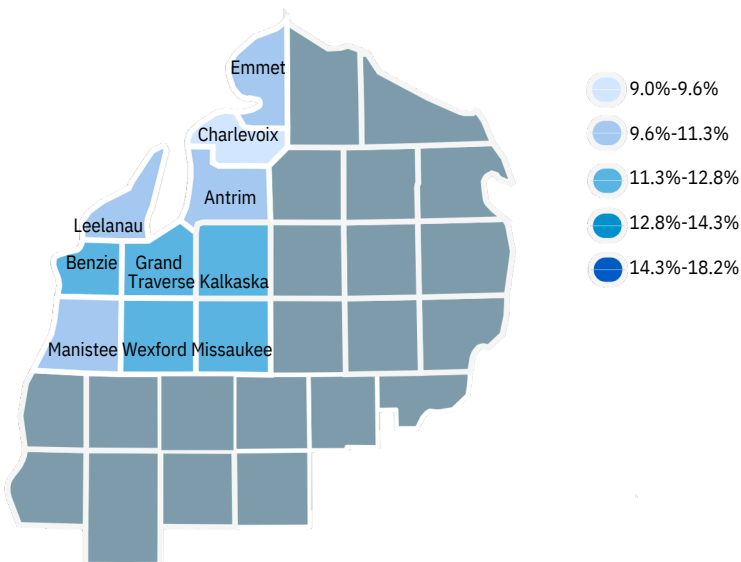


HOUSING STATEMENTS

Responses to "Please indicate how strongly you agree or disagree with each of the following statements." (n=1270)

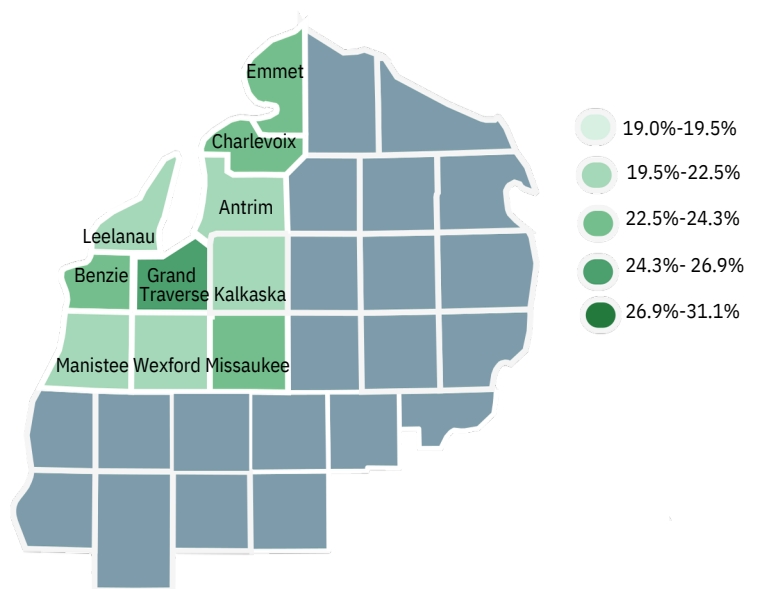
Statement	Strongly Agree	Agree	Disagree	Strongly Disagree	I Don't Know
There is enough housing available in my community that doesn't cost too much.	1.1%	5.2%	33.3%	57.6%	2.7%
There are housing support services available for older adults in my community.	2.9%	37.0%	28.0%	15.4%	16.6%

SEVERE HOUSING PROBLEMS

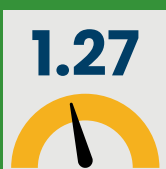


Data Source: County Health Rankings (2016-2020)

FAMILIES WITH HIGH HOUSING-COST BURDEN



Data Source: The Annie E. Casey Foundation Kids Count (2018-2022)



TOPIC SCORE & BLURB SPACE

On a scale of 0 to 3, topics with a score of 0 displays lower prioritized issues and a score of 3 displays higher prioritized issues.

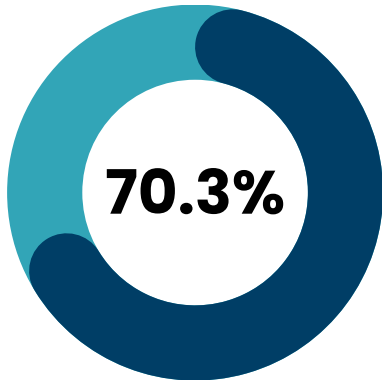
This is compared to NECHIR: 1.37 | NCCHIR: 1.38



Mental Health

MITHRIVE REGIONAL ISSUE BRIEF

Mental health is critical to overall well-being and quality of life, and poor mental health increases vulnerability to chronic diseases and reduces life satisfaction.




ENGAGED IN BEHAVIORAL WORK

26 (70.3%) agencies have actively worked on mental or behavioral health (e.g., PTSD, anxiety, trauma) in the past year.

SERVICES PROVIDED

7 (70%) of agencies indicated that they provide services specifically for individuals with a mental health disability. 7 (70%) of agencies indicated that they provide services specifically for individual with an intellectual or developmental disability.

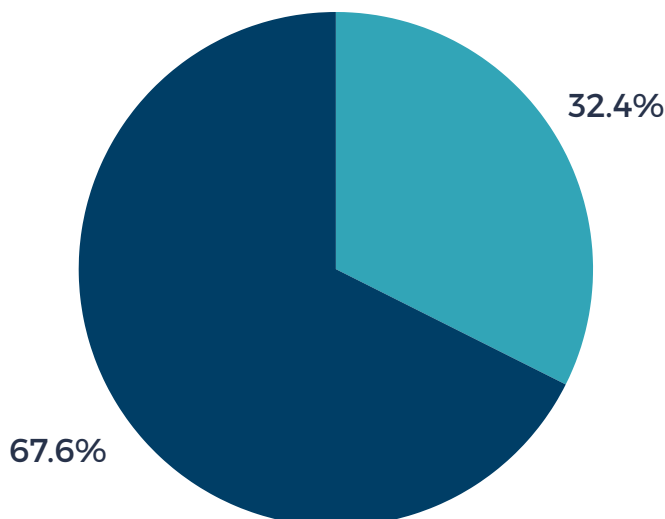


ENGAGEMENT

12 (32.4%) agencies actively engaged with disability/independent living more than once in the last year.

BOOK GROUP IN WEXFORD

“This book group began meeting in 2000, not long after the Friends of the Cadillac Wexford Public Library was founded...We look forward to seeing each other as it encourages and grows our mental, emotional, and cognitive health.”



QUESTIONS?

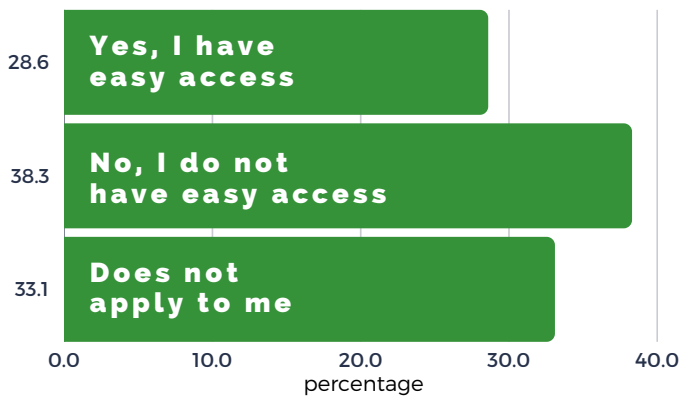
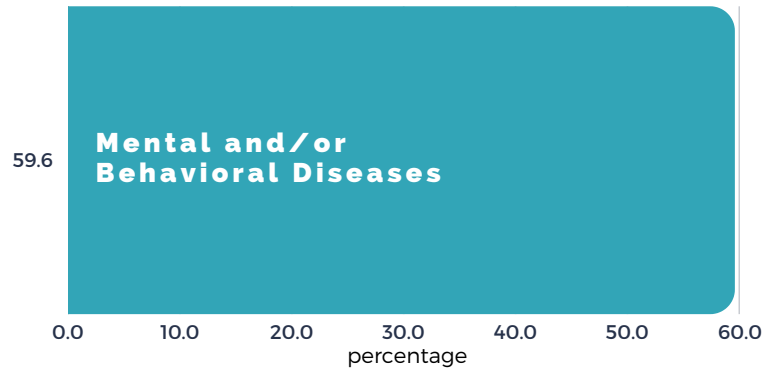
Questions about this report can be emailed to mithrive@northernmichiganchir.org.





MOST CONCERNING MEDICAL CONDITION

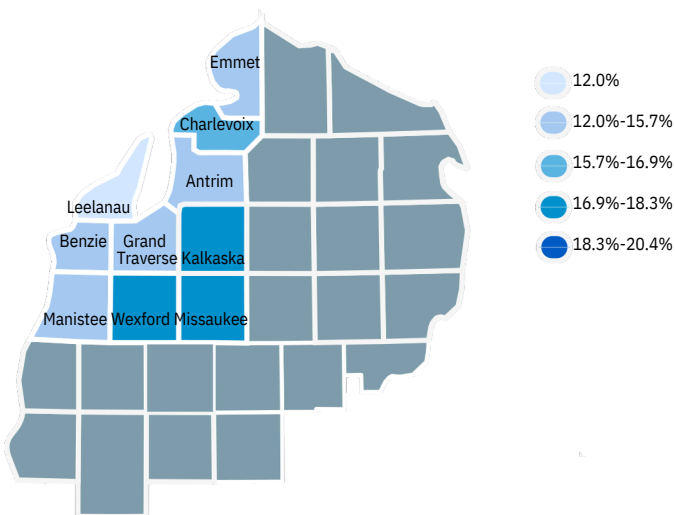
Responses to "In the following list, what do you think are the three most concerning medical conditions impacting your community?" (n=888)



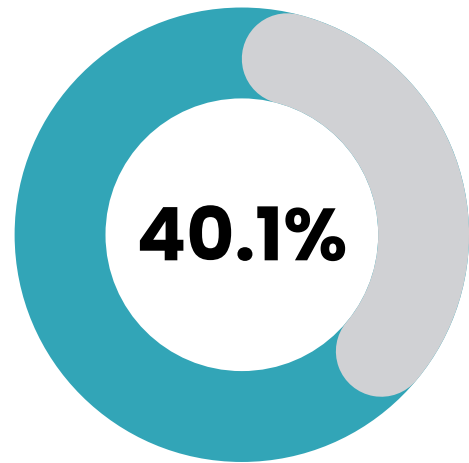
MOST IMPORTANT CONCERNS

Responses to "Please indicate whether you think you have easy access (or the ability to find and receive services) to each of the following." (n=888)

POOR MENTAL HEALTH: 14+ DAYS



Data Source: CDC Places (2022)



"From the list below, which resources or services are missing in your community that would benefit you?" 40.1% responded "Mental Health." (n=888)



TOPIC SCORE & BLURB SPACE

On a scale of 0 to 3, topics with a score of 0 displays lower prioritized issues and a score of 3 displays higher prioritized issues.

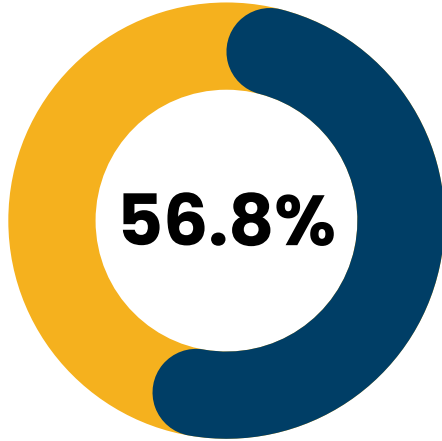
This is compared to NECHIR: 1.49 | NCCHIR: 1.69



Obesity

MITHRIVE REGIONAL ISSUE BRIEF

Obesity, influenced by genetics, behavior, and environmental factors, leads to a range of health issues, including mental health challenges and chronic conditions like diabetes and heart disease.

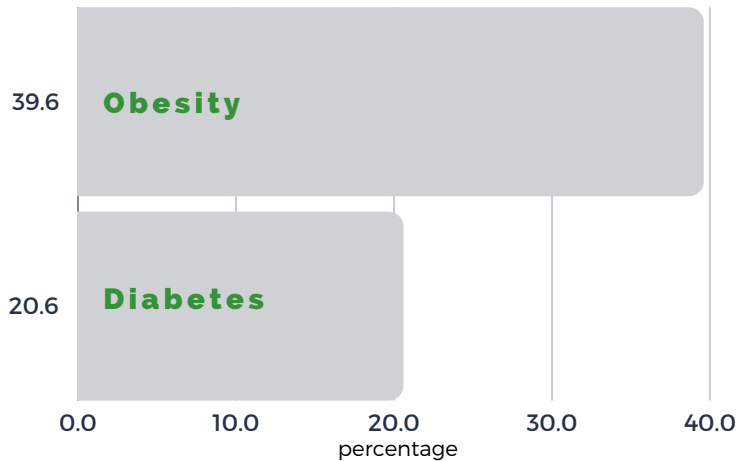


MOST IMPORTANT FACTORS

Responses to "Which of the following factors do you experience that make it harder for you to use health care services?" (n=888)

ACTIVELY WORKED

21 (56.8%) agencies have actively worked on chronic disease (e.g., asthma, diabetes/obesity, cardiovascular disease) in the past year.



MET GUIDELINES FOR CHRONIC DISEASE PREVENTION

Responses to "The following statements describe a person who meets the guidelines for chronic disease prevention. For each statement, please indicate whether you think YOU, in a typical week, have met the guidelines for chronic disease prevention." (n=888)

Guideline	Exceeded Expectations	Met Expectations	Did Not Meet Expectations
Eat 1.5-2 cups of fruits per day and 2-3 cups of vegetables per day	11.4%	44.7%	43.9%
At least 150 minutes of physical activity a week (ex. 30 minutes a day for 5 days a week)	21.4%	35.3%	43.3%
Sleep at least 7 hours each night	17.0%	51.4%	31.7%
Free from daily stress and depression	7.5%	39.2%	53.3%
Receive routine screenings every year (annual physical, etc.)	27.0%	63.5%	9.6%
Have good overall health	19.8%	65.1%	15.1%

QUESTIONS?

Questions about this report can be emailed to mithrive@northernmichiganchir.org.





NORTE YOUTH CYCLING'S BIKES FOR ALL

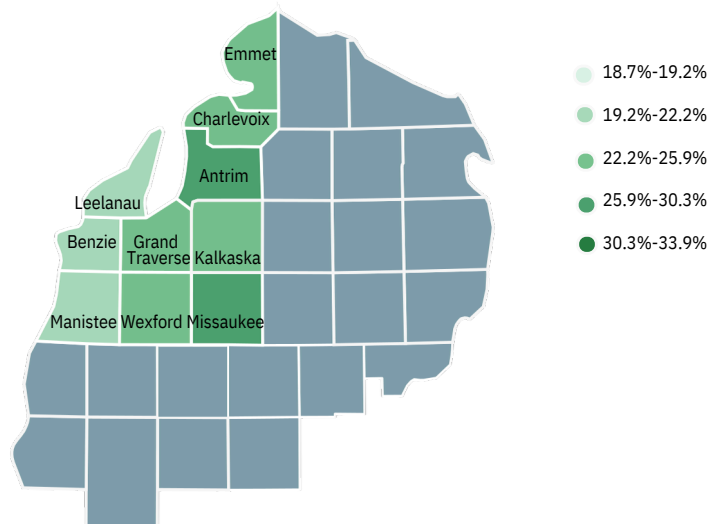
“This photo is of a group of Norte Youth Cycling's Bikes for All program participants. Norte's mission is to champion bikes and community, and we believe everyone should be able to experience the joy and freedom of bike riding, regardless of their abilities. We offer adaptive bikes specially modified to accommodate individuals with special needs, disabilities, or mobility challenges, so that everyone can enjoy the thrill of riding.”



MISSAUKEE COUNTY NATURE TRAILHEAD

“This is the Missaukee County Nature Trailhead”- a place for residents to exercise.

ADULTS 20+ WHO ARE OBESE



Data Source: Centers for Disease Control and Prevention (2021)



TOPIC SCORE & BLURB SPACE

On a scale of 0 to 3, topics with a score of 0 displays lower prioritized issues and a score of 3 displays higher prioritized issues.

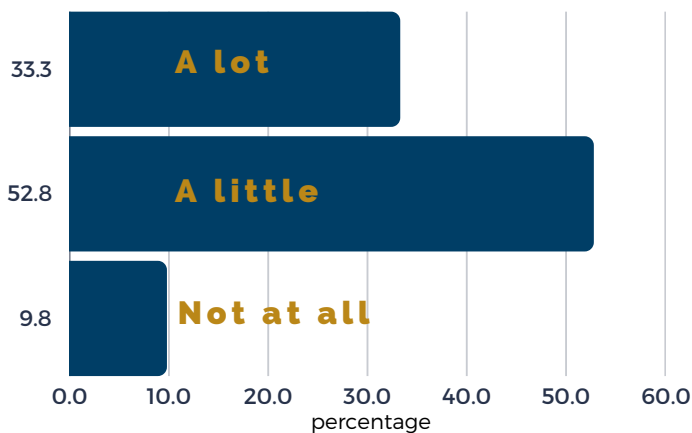
This is compared to NECHIR: 1.60 | NCCHIR: 1.60



Safety & Wellbeing

MITHRIVE REGIONAL ISSUE BRIEF

Exposure to violence, abuse, and neglect can have lifelong detrimental effects on physical, emotional, and social health, often resulting in chronic health problems and trauma.

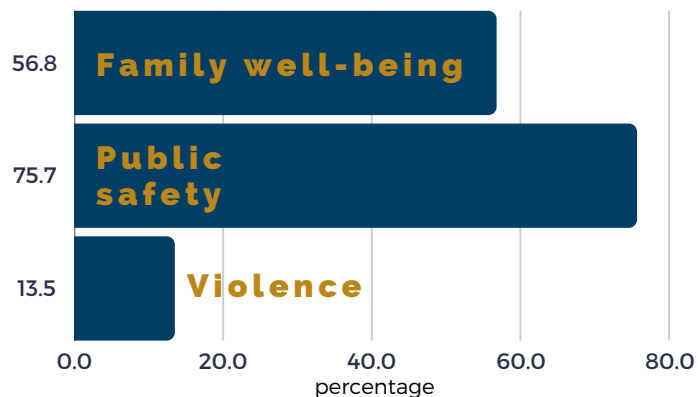


FOCUS ON SAFETY & WELLBEING

12 (33.3%) agencies focus a lot on Social and Community Context: The connection between characteristics of the contexts within which people live, learn, work, and play, and their health and well-being. This is compared to 19 (52.8%) that “focus a little” and 4 (11.1%) that “do not focus.”

ENGAGEMENT

21 (56.8%) agencies actively engage family well-being with more than once in the last year.
28 (75.7%) agencies actively engage with public safety/violence more than once in the last year.
3 (13.5%) agencies actively engage with violence more than once in the last year.



FUNDRAISER CROWD IN ANTRIM

This is just a portion of the crowd that showed up at Short's Brewing Company Pull Barn in Elk Rapids to help raise money to purchase a Floating Beach Wheelchair. The chair will be publicly available for use (for free!) at the park in Elk Rapids to allow anyone with mobility issues the opportunity to access Lake Michigan. Caring and generous people are what make our community great!”



24.3%

9 agencies **currently perform** Legal and Regulatory Authority.

5.4%

2 agencies **want to perform** Legal and Regulatory Authority.

70.3%

26 agencies **do not perform** Legal and Regulatory Authority.

QUESTIONS?

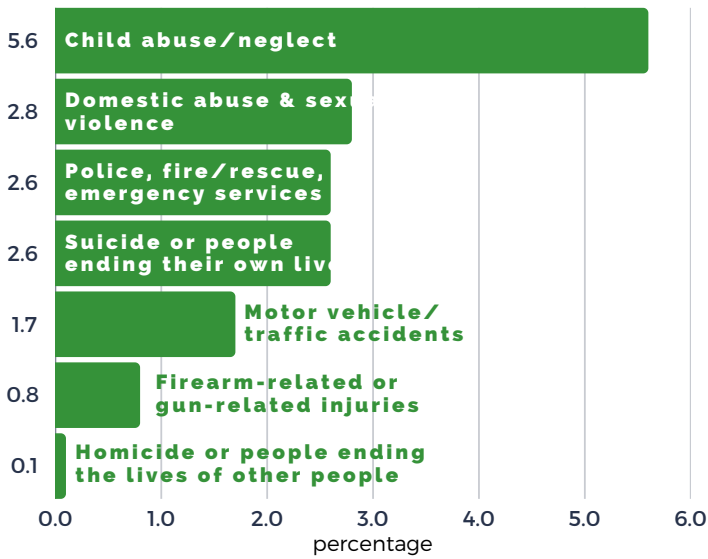
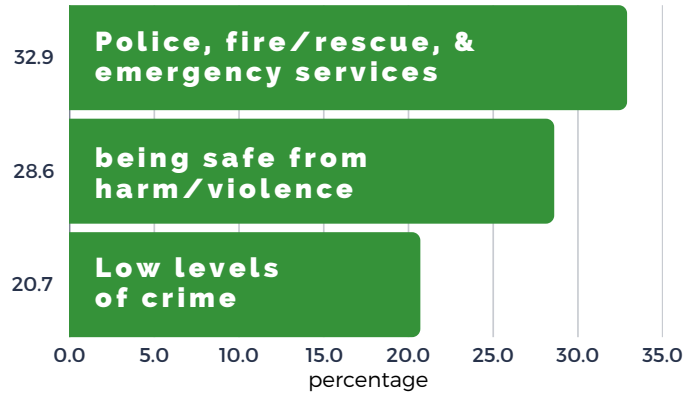
Questions about this report can be emailed to mithrive@northernmichiganchir.org.





MOST IMPORTANT FOR THRIVING

Responses to "In the following list, which five assets do you think are the most important factors for a community to be considered thriving?" (n=888)

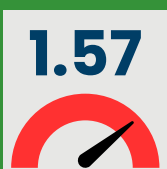
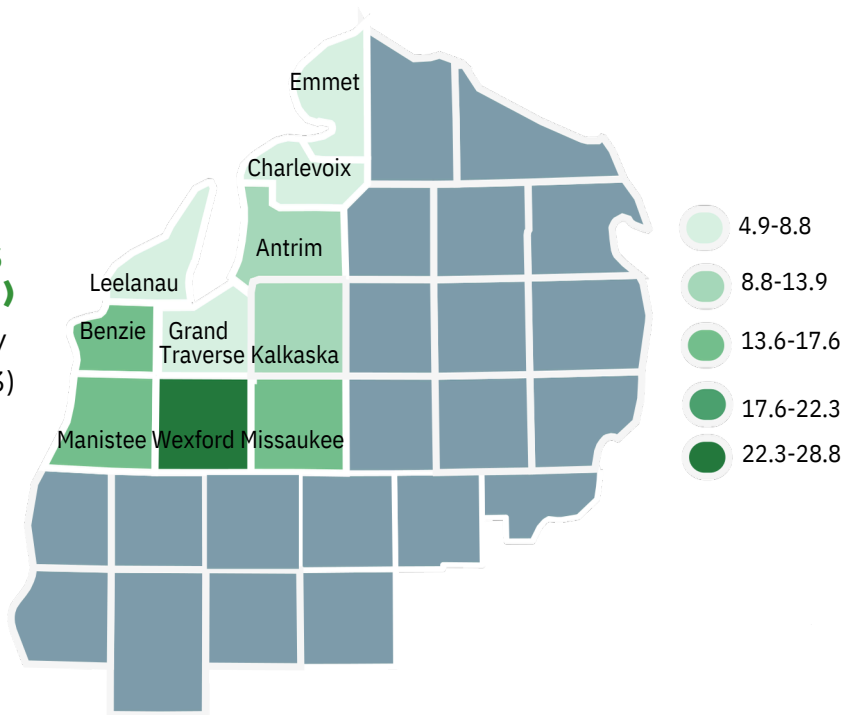


SAFETY & WELLBEING CONCERNS

Responses to "In the following list, which five assets do you think are the most important factors for a community to be considered thriving?" (n=888)

CHILD ABUSE RATES (CASES PER 1,000 CHILDREN)

Data Source: The Annie E. Casey Foundation Kids Count (2023)



TOPIC SCORE & BLURB SPACE

On a scale of 0 to 3, topics with a score of 0 displays lower prioritized issues and a score of 3 displays higher prioritized issues.

This is compared to NECHIR: 1.69 | NCCHIR: 1.71